

UAT-600-EUR Series Underground Utilities Locator

Accurately and safely pinpoint underground utilities before you dig

Accidentally hitting an utility line during a project can lead to costly repairs and create hazardous public safety situations. Digging in the wrong place can also lead to unnecessary delays and costs for your project, and ultimately, your company. Avoid this disruption with the rugged and durable Beha-Amprobe UAT-600-EUR Series, designed to accurately pinpoint underground utilities and buried services.

Designed for electricians with a CAT IV 600 V rating, the locating kits come complete and ready for use with a Transmitter, Receiver, test lead kit, batteries and additional fuses, all in a mobile, protective duffle bag.

The UAT-620-EUR kit also includes a Signal Clamp for transmitting a signal when it is not possible to make electrical contact with the cable to be traced. For applications where ground fault locating is required, use the UAT-600-TE Transmitter in combination with the optional A-Frame accessory.

What sets the UAT-600 Series apart is its CAT IV 600 V safety rating.

Unparalleled safety

Stop compromising time and safety.

What truly sets the UAT-600 Series apart from other underground locators is its CAT IV 600 V safety rating. This allows you to safely connect the Transmitter directly to an energized line up to 600 V in a CAT IV environment. Previously, if a crew needed to trace a specific electrical line by transmitting a signal through it, the line had to be de-energized first, adding time and reducing productivity.

Features and Highlights

- **Multiple tracing modes** allow you to locate and trace energized and de-energized utilities in a variety of applications
- **The intuitive Transmitter automatically chooses** the correct locating function based on the connected accessory and includes selectable 8/33 kHz frequencies
- **The Receiver's high-contrast display** allows for clear viewing in full sunlight and features an automatic backlight for shaded and dark areas
- **Rated CAT IV 600 V**, ensuring safety when working with energized cables
- **Semi-automatic gain control** quickly detects tracing signal and allows precise adjustment of the receiver sensitivity
- **Accurate depth measurement to 6 meters**, detect and trace utilities buried up to 30 meters deep
- **Rugged, durable construction:** water and dust resistant to IP54 and drop proof to 1 m (3.28 ft)
- **Use the Signal Clamp** to induce a signal without making electrical contact (UAT-620-EUR)
- **Ground fault locating** with the optional A-Frame accessory
- **Comes as a complete kit**, ready for use



AF-600-EUR A-Frame Accessory*

Ground Fault Locator

See page 2 for specifications

* (Not included in the UAT-610-EUR and UAT-620-EUR Kits)



Safety Certification

All Beha-Amprobe tools, including the Beha-Amprobe UAT-600-EUR Series, are rigorously tested for safety, accuracy, reliability, and ruggedness in our state-of-the-art test lab.

In addition, Beha-Amprobe products that measure electricity are listed by a 3rd party safety lab, either UL or CSA. This system assures that Beha-Amprobe products meet or exceed safety regulations and will perform in a tough, professional environment for many years to come.

AF-600-EUR A-Frame Ground Fault Locator

Save time and money by pinpointing leakage points

Ground faults are a common problem with electrical cables. Find any fault with the AF-600-EUR A-Frame cable ground fault locator, specifically designed for use with the Beha-Amprobe UAT-600-EUR Series.

Set up the UAT-600-TE Transmitter to apply a fault find signal to the utility under test, the AF-600-EUR A-Frame receives the signal and locates the place of the fault. The AF-600 will pinpoint where a cable metal conductor (either a sheath or a metallic conductor of the wire) touches the ground and can also detect other conductors to ground faults such as pipeline coating defects.



AF-600-A-Frame
Ground Fault Locator

Features and Highlights

- **Identify any point of leakage** around a cable
- **Locate cable and wire** ground faults, sheath faults or pipeline coating defects, where the utility is in direct contact with the ground
- **Find the exact point** where metal is touching the ground and power is leaking, ie, a shield is rusted or a rubber buffer is broken, creating noise on a cable
- **Advanced technology and digital signal processing** makes pinpointing process fast, accurate and clear:
 - **Compass guidance** with numeric fault field strength indicates the direction of the fault
 - **Distance sensitive left and right arrows** guides the user to precisely follow the path of the buried utility
 - **Automatic gain control** quickly detects tracing signal and precisely adjusts the A-Frame sensitivity
 - **Adjustable volume controls**

Specifications

	AF-600-EUR A-Frame
Tracing mode (de-energized)	8 kHz
Locating mode	Ground fault locating
Sensitivity (typical)	Cable locate mode at 1 meter depth: 10 uA Fault locate mode: up to 2 MΩ fault
Display backlight	Automatic
Audio indication	Speaker indicates left/right by pulsed/continuous tone
Compatible transmitter	UAT-600-TE Transmitter
Display	1.28 in, 128 x 128 BW outdoor LCD display with auto backlight
Update rate	Instantaneous
Operating temperature and humidity	-20 °C to 50 °C (-4 °F to 122 °F), ≤90% RH
Storage temperature and humidity	-40 °C to 60 °C (-40 °F to 140 °F), ≤90% RH
Operating altitude	< 2000 m (< 6561 ft)
Pollution degree	2
Water and dust resistance	IP54
Drop proof	1 m (3.28 ft)
Power supply	(6) 1.5 V AA alkaline batteries
Auto power off	15 minutes idle
Battery life	Approx. 60 hours at 21 °C (70 °F) (Typical)
Certifications	CE, CE, A, R
Safety compliance	IEC 61010-1, CSA/UL 61010-1
Size (H x W x L)	Approx. 355 x 230 x 120 mm (14 x 9 x 4.7 in)
Weight	Approx. 1.9 kg (4.2 lb) (batteries installed)

AF-600-EUR A-Frame includes: A-Frame Receiver, (6) 1.5 V AA (IEC LR6) Batteries, Carrying Case, User Manual



The AF-600-EUR comes complete with batteries and a carrying case



Clearly view the LCD display in bright sunlight



Pinpoint fault location by using the AF-600-EUR with the UAT-600-TE Transmitter

SC-600-EUR
Signal Clamp


SC-600-EUR Signal Clamp

(included in the UAT-620-EUR Kit only)

The Signal Clamp accessory provides an efficient and safe method of applying a locate signal to a cable, enabling the Transmitter to induce a signal through the insulation into the wires or pipes. The clamp works on low impedance closed circuits only.

TL-UAT-600
Test Leads Kit


Test Leads Kit

(included in the UAT-610-EUR and UAT-620-EUR Kits)

	SC-600-EUR Signal Clamp
Measurement category	CAT IV 600 V
Operating voltage/current	0 to 600 V, 100 A max.
Operating frequency/tracing modes	33 kHz and 8 kHz
Signal voltage output (nominal)	"23 V rms at 8 kHz 30 V rms at 33 kHz"
Operating temperature and humidity	-20 °C to 50 °C (-4 °F to 122 °F), ≤90% RH
Storage temperature and humidity	-40 °C to 60 °C (-40 °F to 140 °F), ≤90% RH
Operating altitude	< 2000 m (< 6561 ft)
Pollution degree	2
Water and dust resistance	IP54
Drop proof	1 m (3.28 ft)
Certifications	
Safety compliance	"IEC 61010-1, IEC 61010-2-033 CSA/UL 61010-1, CSA/UL 61010-2-033"
Size (H x W x L)	Approx. 295 x 180 x 37 mm (11.6 x 7.1 x 1.4 in)
Weight	Approx. 0.85 kg (1.9 lb)

	TL-UAT-600 Test Leads Kit
Measurement category	CAT IV 600 V
Operating voltage and current	Test leads: 600 V, 10 A max. Clips : 600 V, 10 A max.
Leads length	3.5 m (11.5 ft)
Compatible transmitter	UAT-600-TE Transmitter
Operating temperature and humidity	-20 °C to 50 °C (-4 °F to 122 °F), ≤90% RH
Storage temperature and humidity	-40 °C to 60 °C (-40 °F to 140 °F), ≤90% RH
Operating altitude	< 2000 m (< 6561 ft)
Pollution degree	2
Water and dust resistance	IP54
Drop proof	1 m (3.28 ft)
Certifications	
Safety compliance	IEC 61010-031 CSA/UL 61010-031
Size (H x W x L)	Approx. 230 x 90 x 80 mm (9 x 3.5 x 3.1 in)
Weight	Approx. 0.5 kg (1.1 lb)

TL-UAT-600 Test Leads Kit includes: Black test lead with detachable black alligator clip, Red test lead with permanently attached red alligator clip, Ground stake





Trace an individual utility by connecting the transmitter directly with the test leads



The Transmitter will automatically change modes based on which accessory is plugged in



The Receiver's high contrast LED screen is easy to read in full sunlight

Main applications

- **Locate** energized 50/60 Hz cables carrying current
- **Identify the location of all metallic utilities:** pipes*, energized and de-energized cables
- **Trace** individual pipes* or cables (energized or de-energized)
*Tracing of non-metallic pipes and conduits is possible after inserting metal fish tape or cable

Two passive modes using only the UAT-600-RE Receiver

- **Passive power mode** (50/60 Hz) – tracing energized lines conducting current (no Transmitter necessary)
- **Passive radio mode** (RF) – using surrounding radio waves to trace underground utilities (no Transmitter necessary)

Three active modes using the UAT-600-TE Transmitter

- **Induction** - the Transmitter will automatically start to radiate a signal around it using an internal antenna, used for tracing individual cables where there is no access to the line to connect test leads or a clamp
- **Direct connection with test leads** - the most reliable method to trace individual cable or a pipe
- **Clamp** (Included in the UAT-620-EUR kit, optional for the UAT-610-EUR kit) - provides an efficient and safe method of applying a locate signal to a cable, where it is not possible/safe to gain access to a cable for making an electrical contact

Special applications

- **2 frequency options:** 8 kHz and 33 kHz
- **Locate** non-metallic pipes and sewer lines
- **Take depth** and current measurements
- **Measure** voltage, resistance and output current
- **Advanced locating with two people**
- **Locate** ground faults with the AF-600-EUR A-Frame accessory

Customers who use Beha-Amprobe Underground Locators




- Commercial and Residential Construction Contractors
- Water, Gas and Electric Installation and Repair Crews
- Pipe Laying Contractors
- Cable TV & Telecommunication Companies
- Electricians & General Contractors

Features

	UAT-600-RE Receiver	UAT-600-TE Transmitter	SC-600-EUR Signal Clamp
Measurement category	CAT IV 600 V	CAT IV 600 V	CAT IV 600 V
Operating voltage/current	0 to 600 V		0 to 600 V, 100 A max.
Operating frequency/tracing modes	Active tracing: 33 kHz and 8 kHz Passive tracing: 50/60 Hz and Radio	Energized circuit Induction mode: 33 kHz Direct connection modes: 8 kHz and 33 kHz Clamp mode: 8 kHz and 33 kHz De-Energized circuit Induction mode: 33 kHz Direct connection modes: 8 kHz, 33 kHz, A-Lo/A-Hi A-Frame: 8 kHz Clamp mode: 8 kHz and 33 kHz	33 kHz and 8 kHz
Locating modes	Peak and Null	–	–
Depth measurement and accuracy	Up to 20 ft 4 in to 10 ft: ± 3 % 10 ft to 20 ft: ± 5 %	–	–
Display backlight	Automatic	Yes	–
Audio indication	Increasing closer to the signal	Fast beeps showing the better signal is applied	–



Specifications

	UAT-600-RE Receiver	UAT-600-TE Transmitter	SC-600-EUR Signal Clamp
Transmitting mode power output	–	Max. 3 watts	–
Output voltage	–	Max. 50 V rms	–
Output current	–	Max. 250 mA rms, constant current in 5 steps	–
Signal voltage output (nominal)	–	–	23 V rms at 8 kHz 30 V rms at 33 kHz
Mains voltage measurement	–	0 V to 600 V, 50 Hz to 60 Hz Resolution: 1 V Accuracy: ± 10%	–
Resistance measurement (De-energized circuit)	–	0 Ω to 999 kΩ Range: 0 Ω to 999 Ω (resolution: 5 Ω) Range: 1 kΩ to 999 kΩ (resolution: 1 kΩ) Accuracy: ± 10%	–
Output hazardous voltage warning	–	≥ 30 V rms	–
Mains hazardous voltage warning	–	≥ 30 V rms	–
Sensitivity adjustment (gain control)	Yes	–	–
Sensitivity at 1 m (typical)	Power: 2 mA Radio: 20 µA 8 kHz: 5 µA 33 kHz: 5 µA	–	–
Display	4.3 in, 320 x 240 BW outdoor LCD display with auto backlight	LCD display (LED backlight) 2.4 in x 1.3 in	–
Update rate	Instantaneous	Current (mA): 10 ms Voltage (V): 15 ms Resistance (Ω): 330 ms	–
Operating temperature and humidity	-20 °C to 50 °C (-4 °F to 122 °F), ≤90% RH		
Storage temperature and humidity	-40 °C to 60 °C (-40 °F to 140 °F), ≤90% RH		
Operating altitude	< 2000 m (< 6561 ft)		
Pollution degree	2		
Water and dust resistance	IP54		
Drop proof	1 m (3.28 ft)		
Power supply	(6) 1.5 V AA alkaline batteries	(8) 1.5 V D cell alkaline batteries	–
Auto power off	15 minutes idle	–	–
Battery life	Approx. 35 hours at 21 °C (70 °F) (Typical)	Approx. 16 hours at 21 °C (70 °F) (Typical)	–
Overload protection	–	600 V rms Fuse FF 500 mA, 1000 V, IR 30 kA, 6.3x32 mm	–
Certifications			
Safety compliance	IEC 61010-1, IEC 61010-2-033 CSA/UL 61010-1, CSA/UL 61010-2-033	IEC 61010-1, IEC 61010-2-033 CSA/UL 61010-1, CSA/UL 61010-2-033 IEC 61010-031, CSA/UL 61010-031 (test leads)	IEC 61010-1, IEC 61010-2-033 CSA/UL 61010-1, CSA/UL 61010-2-033
Size (H x W x L)	Approx. 302 x 120 x 779 mm (11.9 x 4.7 x 30.7 in)	Approx. 355 x 230 x 120 mm (14 x 9 x 4.7 in)	Approx. 295 x 180 x 37 mm (11.6 x 7.1 x 1.4 in)
Weight	Approx. 1.9 kg (4.2 lb) (batteries installed)	Approx. 3.2 kg (7.0 lb) (batteries installed)	Approx. 0.85 kg (1.9 lb)

UAT-600-EUR Series Kits and Accessories



UAT-620-EUR
Underground Utilities
Locator Kit



UAT-610-EUR
Underground Utilities
Locator Kit

UAT-600-EUR Series Kit contents

	UAT-610-EUR	UAT-620-EUR
UAT-600-RE Receiver	1	1
UAT-600-TE Transmitter	1	1
CC-UAT-600-EUR Carrying Case	1	1
TL-UAT-600 Test Leads Kit*	1	1
FP-UAT-600 Replacement Fuse	2	2
User Manual	1	1
Quick Reference Guide	1	1
1.5 V AA (IEC LR6) Batteries (Receiver)	6	6
1.5 V D (IEC LR20) Batteries (Receiver)	8	8
SC-600-EUR Signal Clamp	–	1

***TL-UAT-600 Test Leads Kit includes:**

- Black test lead with detachable black alligator clip
- Red test lead with permanently attached red alligator clip
- Ground stake

Optional Accessories

	Description
AF-600-EUR*	A-Frame ground fault locator to pinpoint ground faults where current is leaking to ground
BR-600-R	Rechargeable battery for Receiver
BR-600-T	Rechargeable battery for Transmitter
EPS-UAT-600	2-port charger for Receiver and Transmitter batteries
TL-600-25M	Extension test lead, 25 m (80')

***AF-600-EUR A-Frame includes:**

- A-Frame Receiver
- (6) 1.5 V AA (IEC LR6) Batteries
- Carrying Case
- User Manual