PRODUCT CODE:- **EMI-20-X (Series)**

CATEGORY:- **IEC INLET**

BASIC DIMENSIONS:-

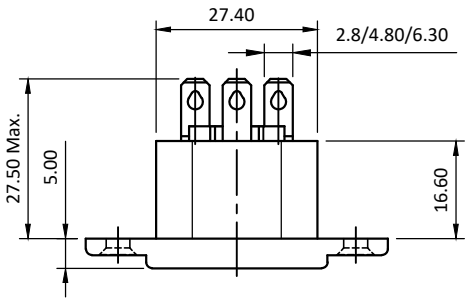

TERMINALS
(Scale:- 2:1)

2.8x0.8 (T2)

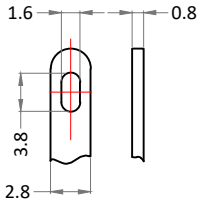

4.8x0.8 (T4)

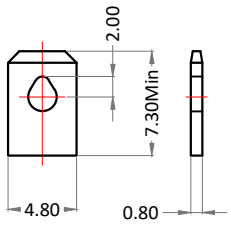

6.3x0.8 (T5)

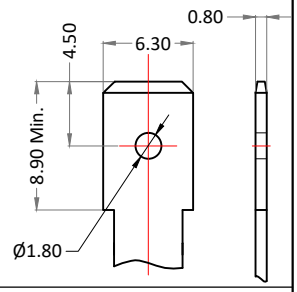

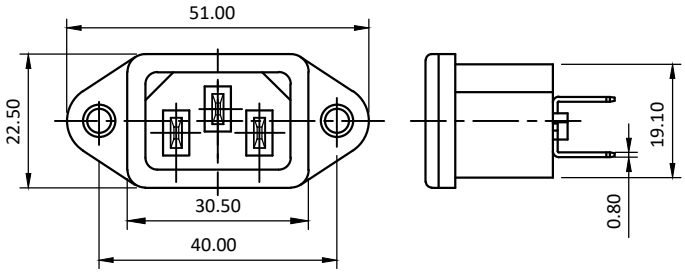

PANEL CUTOUT:-

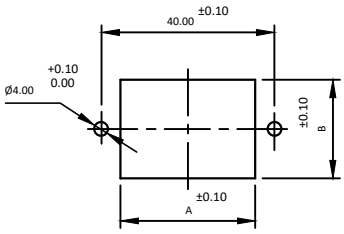

PANEL CUTOUT	A	B
REAR MOUNTING	31.20	23.20
FRONT MOUNTING	28.00	20.00

SPECIFICATION TABLE:-

SR.NO.	PARAMETER		RAMARKS.
1	V/A Rating		10A 250V AC 15A 250V AC
2	Contact resistance (Initial)		10 mohms max.
3	Insulation resistance at 500 V DC		1000 Mohms min.
4	H.V.Break down test (For 1-Minute)		2 KV AC
5	Panel thickness (Max.)		--
6	Mounting		Panel, Screw-type
7	Terminals		Solder-type / Fast on 2.8/4.8/6.3
8	Permissible temp.	(a)With/Without load	0°C To 70°C 0°C To 65°C ⊛
		(b)For Soldering	270°C for 5 Sec. max.
9	Material	(a)Body	Nylon-6, GF20%, V-2
		(b)Terminals	Brass, Tin plating
		(c)Contacts	Brass, Nickel plating
10	Reference standards		IEC 60320-1, IEC 60320-3, UL-498, CSA : C22.2 No.182.3
11	Compliance Marking		CE RoHS
12	Approvals		

⊛ : Also available for temp. rating up to 125°C on request (For UL only)

ORDERING CODE:-

SERIES

EMI-20 –

TERMINAL DETAILS

		A (Capsule Hole)	B (Drop Hole)	C (Fast-on)
T2	2.8x0.80			
T4	4.8x0.80			
T5	6.3x0.80			

EXAMPLE :-

1)EMI-20-T4C

REV	IS	WAS	DATE	SIGN	APP.	BY	DATE	SIGN
						APP	18.05.06	SBP
						CHK	18.05.06	SNV
						DRN	18.05.06	SNV

ELCOM
Plot E-4, Kagal Five Star MIDC, Kagal, Kolhapur, MH - 416236, India
Elcom International Pvt. Ltd.
www.elcom-in.com

UNSP.TOLERANCE			
OVER	-	1	10
UP TO	1	10	-
±	0.2	0.3	0.5

DIMNS. IN mm | WT(Gm) Max. | SCALE:- NTS.

Moulding, plating details as per Bill of Material
Unspecified colour is Black, GF:Glass filled.

PROJECTION | SHEET 1 OF 1 | DRAWING NUMBER P E M I 2 0 2 0 | REVISION 0

F:ENG-08.00

Note: Technical specifications are subject to change without prior notice

Copyright © 2019 by Elcom International Pvt.Ltd, India. All rights reserved