



Logic-level HEXFETs are fully-enhanced with 4 or 5V applied to the gate.


TO-220 FullPak Logic Level N-Channel

Part Number	V(BR) _{DSS} Drain-to-Source Breakdown Voltage (Volt)	R _{DS(on)} On-State Resistance (Ohms)	I _D Continuous Drain Current 25°C (Amps)	I _D Continuous Drain Current 100°C (Amps)	R _{th(jc)} Max Thermal Resistance (°C/W)	P _d @ T _c = 25°C Max Power Dissipation (Watts)	Case Outline Number (1)	Case Style
IRLI2203G	30	0.010 (2)	49	35	3.1	48	H6	TO-220 FullPak 
IRLI3705G	50	0.012 (2)	45	32	3.1	48		
IRLI214G	60	0.20	8.0	5.7	5.5	27		
IRLI224G	60	0.10	14	10	4.1	37		
IRLI234G	60	0.050	20	14	3.6	42		
IRLI244G	60	0.028	30	21	3.1	48		
IRLI520G	100	0.27	7.2	5.1	4.1	37		
IRLI530G	100	0.16	9.7	6.9	3.6	42		
IRLI540G	100	0.077	12	12	3.1	48		
IRLI620G	200	0.80	4.1	2.6	4.1	30		
IRLI630G	200	0.40	5.9	3.7	3.6	32		
IRLI640G	200	0.18	9.8	6.2	3.1	40		

TO-220 FullPak P-Channel

Part Number	V(BR) _{DSS} Drain-to-Source Breakdown Voltage (Volt)	R _{DS(on)} On-State Resistance (Ohms)	I _D Continuous Drain Current 25°C (Amps)	I _D Continuous Drain Current 100°C (Amps)	R _{th(jc)} Max Thermal Resistance (°C/W)	P _d @ T _c = 25°C Max Power Dissipation (Watts)	Case Outline Number (1)	Case Style
IRFI9214G	-60	0.50	-5.3	-3.8	5.5	27	H6	TO-220 FullPak 
IRFI9224G	-60	0.28	-8.5	-6.0	4.1	37		
IRFI9234G	-60	0.14	-12	8.5	3.6	38		
IRFI9520G	-100	0.60	-5.2	-3.6	4.1	37		
IRFI9530G	-100	0.30	-7.7	-5.4	3.6	38		
IRFI9540G	-100	0.20	-11	-7.6	3.1	48		
IRFI9620G	-200	1.5	-3.0	-1.9	4.1	30		
IRFI9630G	-200	0.80	-4.3	-2.7	3.6	40		
IRFI9640G	-200	0.50	-6.1	-3.9	3.1	40		

TO-3P FullPak N-Channel

Part Number	V(BR) _{DSS} Drain-to-Source Breakdown Voltage (Volt)	R _{DS(on)} On-State Resistance (Ohms)	I _D Continuous Drain Current 25°C (Amps)	I _D Continuous Drain Current 100°C (Amps)	R _{th(jc)} Max Thermal Resistance (°C/W)	P _d @ T _c = 25°C Max Power Dissipation (Watts)	Case Outline Number (1)	Case Style
IRFIP044	60	0.028	43	30	1.5	100	H7	TO-247AC FullPak 
IRFIP054	60	0.014	64	45	1.3	120		
IRFIP140	100	0.077	23	16	1.5	100		
IRFIP150	100	0.055	31	22	1.3	120		
IRFIP240	200	0.18	14	8.9	1.5	83		
IRFIP250	200	0.085	22	14	1.3	96		
IRFIP244	250	0.28	11	6.9	1.5	44		
IRFIP254	250	0.14	17	11	1.3	96		
IRFIP340	400	0.55	8.0	5.1	1.5	83		
IRFIP350	400	0.30	11	7.0	1.3	96		
IRFIP440	500	0.85	6.4	4.0	1.5	83		
IRFIP448	500	0.60	7.4	4.7	1.4	89		
IRFIP450	500	0.40	10	6.5	1.3	96		

Part Number in bold indicates new product.
 (1) For case outline drawing see page O-2.

(2) R_{DS(on)} specified at V_{GS} = 10V