

Excellent

The soldering tip from Weller
innovative and reduces costs



Weller®



Tool protection. Perfect interaction between the heating element and the soldering tip.

Weller soldering tips are designed at the Weller' German Research and Development Centre to meet the very latest requirements of the market. Weller's soldering tip and heater form a unit and therefore a perfect heating system to produce high quality solder joints. Combined with the right soldering iron to form the perfect tool!



Only genuine goods guarantee this

Why genuine Weller?

- Achieve perfect solder joint**
Only genuine Weller parts guarantee the Weller heating system designed to achieve excellent heat transfer and good use of sensors so as to ensure perfect solder results.
- High cost efficiency**
Heat guarantee
A stable heat guarantee for reliable solder processes increases productivity by up to 50%.
Perfectly soldered components
Less rework caused by defective solder points or damaged tools.
- Quality**
Best materials
Silver is used as a perfect heat conductor in the heater. This guarantees excellent heat transfer.
Manufacturer warranty
The manufacturer only offers a warranty if genuine Weller parts are used.

Genuine Weller automatically guarantees the latest and best technology on the solder market. Weller engineers work constantly to develop the perfect solder tip, carry out extensive service life tests on it and review the results. This work means massive savings in time and costs for users.

How can you identify genuine Weller tips?

Seal of quality
The soldering tip and tool packages bear the Genuine Weller seal of quality.

Engraving*
Genuine Weller tips are engraved with the Weller logo. Engraved soldering tips guarantee this level of quality.

* Effective as from August 2013



Quality Requirement IS OUR

The perfect technology for every application – and thus maximum flexibility

None of our competitors offer this much choice.

Only Weller supplies three different technologies to ensure customers always have precisely the best tool for their application. This technology enables them finally to tackle those solder jobs which in the past have not been so easy to complete. And the result – you save lots of money!

Why three different technologies and what benefits do they offer?

Active-Tip technology

- For excellent performance.
- This technology produces perfect results.
- Not possible with standard tools.
- Fast heat up and recovery time.



Fast-Response technology

- For maximum performance.
- This technology produces effective results. Lower cost alternative to Active Tip technology. Wide range of solder tips.
- For universal applications with very high quality requirements.



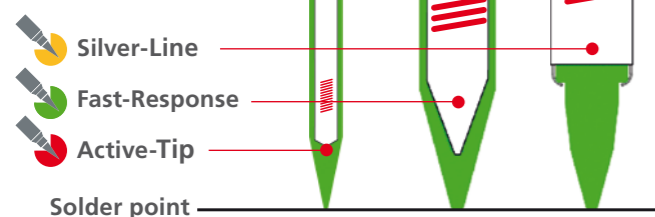
Silver-Line technology

- For good performance.
- A wide range of low cost tips is available to produce very good results.
- For universal applications.

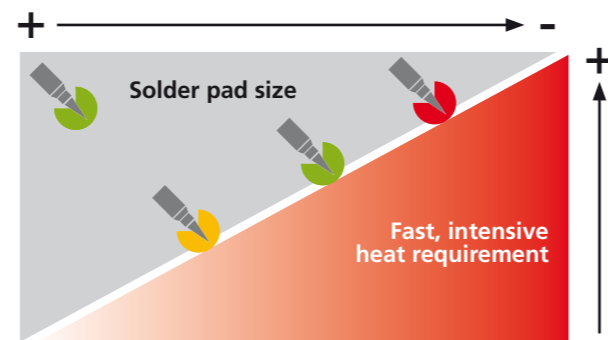


Distance from sensor to solder point

● Sensor position



Maximum flexibility



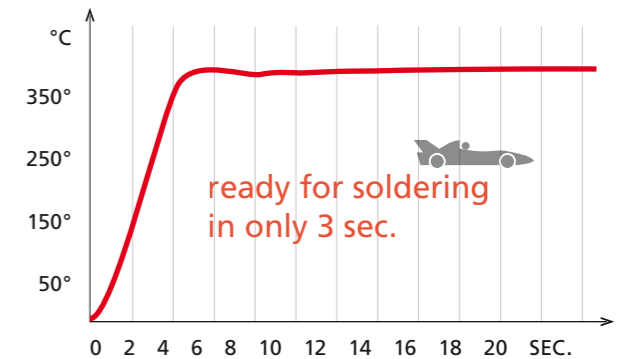
Active-Tip technology

Perfect for miniature soldering work

Excellent technology with the heating element and sensors permanently integrated in the cartridge soldering tip. If the soldering temperature is reduced, this means that a fast reaction is possible. These tools ensure that the power is produced at the solder point.



- Excellent heat transfer and sensors
- Soldering tips can be changed quickly and easily
- Excellent reaction time
- Extremely short heating time

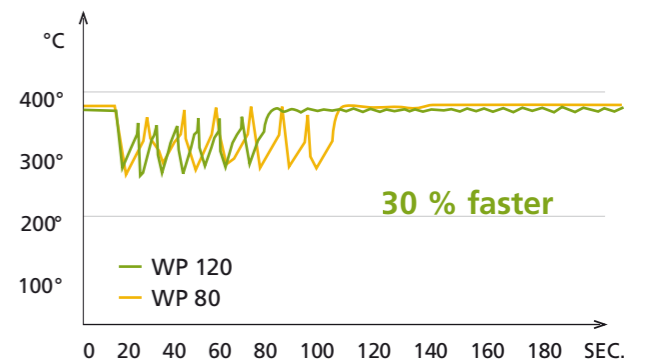


Fast-Response technology

These tools are a genuine alternative to Active Tip technology with maximum performance and a low cost range of solder tips. The solder tip geometry with shaft tailored to the sensor position. Sensor position moved forward.



- Interchangeable soldering tips at low prices
- Maximum heat transfer
- Heater with improved sensor position
- Fast reaction time



Silver-Line technology

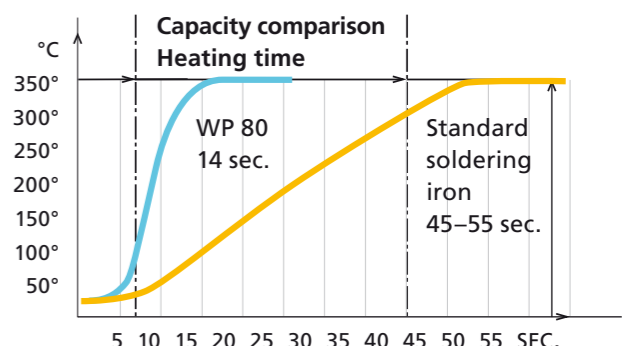
The heating element has a flat surface which rests on the precisely flat surface of the soldering tip.

This makes a very effective heat transfer possible to the genuine Weller tip – the one with the seal of quality.

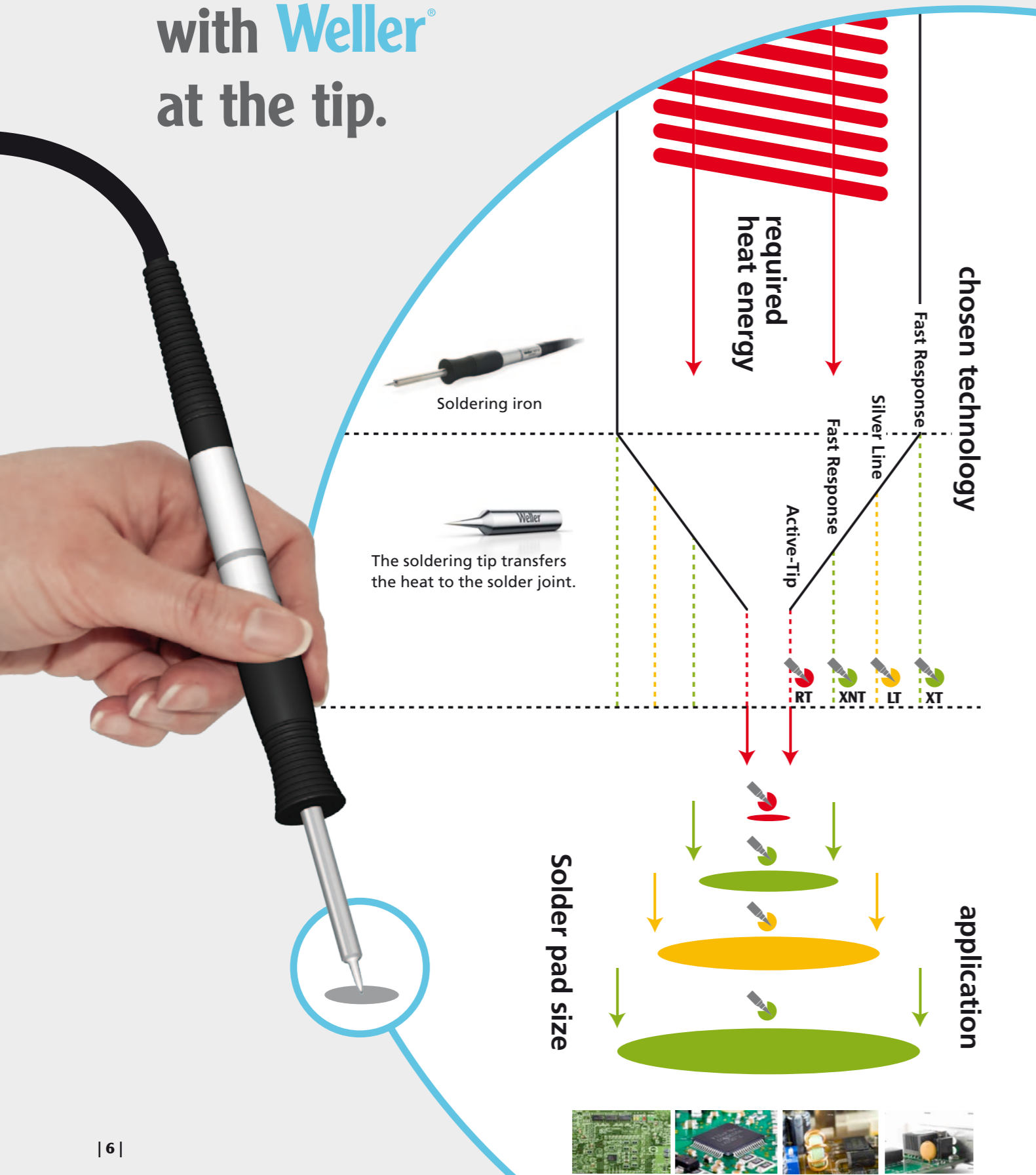


Here too it is essential to use only genuine Weller parts.


- For universal applications
- Effective heat transfer
- Extensive range of soldering tips
- High quality heater core
- Soldering tip with low material use and therefore lower cost



Concentrated power with **Weller**® at the tip.





Different soldering jobs require improved tools.

- RT / RTW**  **Active-Tip technology**



Jobs with high heat requirement which standard tools cannot handle, for example micro soldering work under a microscope.

WXMP
WMP
WXMT
WMRT


- XNT**  **Fast Response technology**



Soldering SMD components for small solder pads with increased heat demand.

WXP 65
WP 65


- LT**  **Silver-Line technology**


For universal applications.

WSP 80
WP 80


- XT / XHT**  **Fast Response technology**

Soldering jobs with a high mass solder joints and big solder pads.

WXP 120
WP 120
WXP 200
WP 200



Save costs with WSW soldering wire from Weller.

The permanent development of Weller soldering wire means that it is now possible to drastically improve the quality of soldering joints. Weller is launching across the world its exclusive, optimized and patented WSW soldering wire in cooperation with the soldering wire manufacturer **almit**

Example calculation: Costs for soldering tips compared with competition

Assumption price for soldering tip: Active tips approx. 20 €, changeable tips approx. 5 €

	Weller WSW	Competition SAC 305
Number of solder cycles per soldering tip	50,000	15,000
Cost per solder joint: Active Tip (cartridge tip)	0.0004 €	0.0013 €
Cost per solder joint: Interchangeable tips from Weller	0.0001 €	0.00033 €

Weller supplies heating technology with interchangeable tips.

Potential saving per workstation

Assumption: 50,000 solder joints per week, 1 kg soldering wire, 44 working weeks per year

Potential savings for soldering wire

Active Tip	Weller	Competition
Soldering wire	Weller WSW	Competition SAC 305
Cost per solder joint	0.0004 €	0.0013 €
= Cost per year	880 €	2,860 €
+ Cost soldering wire	3,586 €	2,640 €
=	4,466 €	5,500 €

Potential saving for Weller solder tips + soldering wire

	Weller	Competition
	Interchangeable tips	Active Tip
Cost per solder point	0.0001 €	0.0013 €
= Cost per year	220 €	2,860 €
+ Cost Soldering wire	3,586 €	2,640 €
=	3,806 €	5,500 €

Saving per year 1,034 € ✓

Saving per year 1,694 € ✓



Performance

- WSW soldering wire provides excellent flux properties
- No more solder splatter due to a very even flux distribution
- Reduced Fe leaching
- Fast and homogeneous wetting




Great cost efficiency

Reduction in soldering tip use by around 50 – 70%, in some cases as much as 80%.




Increased service life


Increase in soldering tip service life due to its microalloy finish.



New tip



Weller WSW after 10,000 solder cycles



Competition after 10,000 solder cycles



Maximum flexibility

To guarantee maximum flexibility with soldering wire too, Weller can supply a range of alloys and fluxes as well as various wire diameters. See page 22



Perfect power package




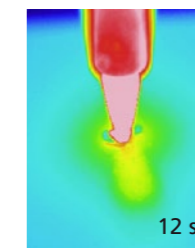
The Weller power package comprising WSW soldering wire and newly developed Weller High Speed (HS) soldering tips makes it possible to complete soldering work which was previously not possible with standard tips.





High Speed heat transfer

High Speed soldering tips provide enhanced heat transfer to the solder area.

This new soldering system ensures even and consistent wetting. The use of other soldering wires will result in higher wear and poorer performance.



Weller High Speed solder tip



Weller standard tip

Heat transfer to the solder area
35°C 200°C



Time savings

- Increase in productivity by around two times.
- Fast wetting by improved flux technology.



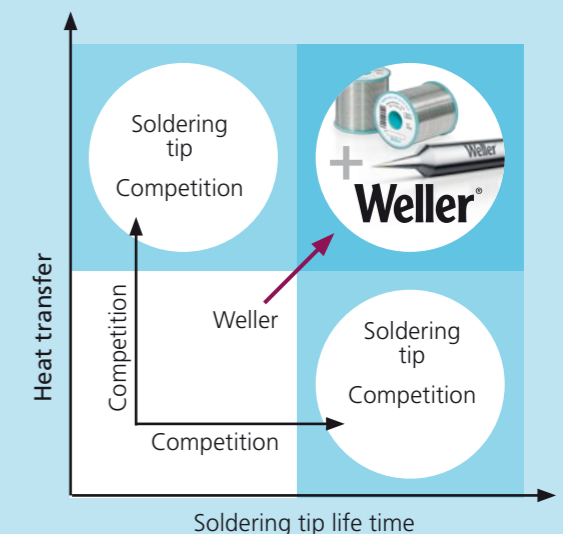
Great cost efficiency

- Reduction in rework costs.
- Massive reduction in costs per solder joints.
- Increase productivity by improved heat transfer.



Performance

New High Speed tips coupled with newly developed solder provide excellent heat transfer together with a longer tip life.



The perfect technology for every application combined with the genuine soldering tip from Weller.

RT soldering tips

**WXMP
WMRP**

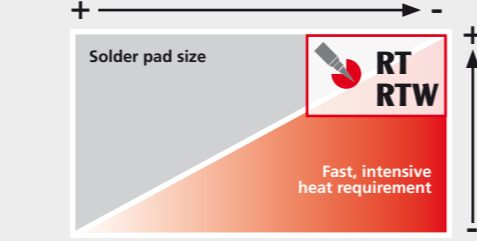
40 W, 12 V
Fine slim soldering iron.
Ideal for microscope work.

RTW soldering tips

**WXMT
WMRT**

2 x 40 W, 12 V
Slim tweezers. Ideal for soldering and desoldering of very small SMD components.

Active-Tip

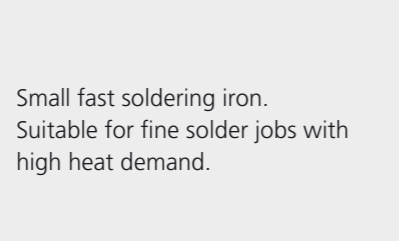


XNT soldering tips

**WXP 65
WP 65**

65 W, 24 V
Small fast soldering iron.
Suitable for fine solder jobs with high heat demand.

Fast Response

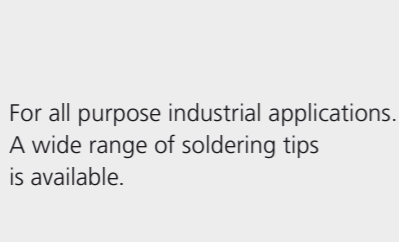


LT soldering tips

**WSP 80
WP 80**

80 W, 24 V
For all purpose industrial applications.
A wide range of soldering tips is available.

Silver Line



XT soldering tips

**WXP 120
WP 120**

120 W, 24 V
All-rounder with 120 watts.
For soldering applications from small to large components with higher heat demand.

XHT soldering tips

**WXP 200
WP 200**

200 W, 24 V
High Power soldering iron.
Ideal for applications with high mass applications e.g. LED backpanels or RF shieldings.

Fast Response



WMRP/ WXMP

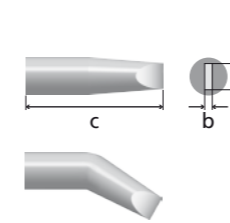
Fine slim soldering iron. Ideal for microscope work.
High performance by integrated active soldering tip.

40 W, 12 V



- Excellent heat transfer and sensors
- Soldering tips can be changed quickly and easily
- Excellent reaction time
- Extremely short heating time

Chisel



RT	Ø a mm	b mm	Order-no.
RT 15C	0,4	0,15	T005 44 612 99
RT 15CNW*	0,3	0,1	T005 44 626 99
RT 3	1,3	0,4	T005 44 603 99
RT 4	1,5	0,4	T005 44 604 99
RT 8	2,2	0,4	T005 44 608 99
RT 9	0,8	0,4	T005 44 609 99
RT 11	3,6	0,9	T005 44 611 99
RT 5 30°	0,8	0,4	T005 44 605 99

Type	Ø a mm	b mm	Order-no.
RT 15CMS	0,4	0,15	T005 44 615 99
RT 15CNWMS*	0,3	0,1	T005 44 626 71
RT 3MS	1,3	0,4	T005 44 616 99
RT 4MS	1,5	0,4	T005 44 618 99
RT 8MS	2,2	0,4	T005 44 622 99
RT 9MS	0,8	0,4	T005 44 623 99
RT 11MS	3,6	0,9	T005 44 631 99
RT 5MS 30°	0,8	0,4	T005 44 619 99
RT 3XMS 30°	1,3	0,5	T005 44 603 73

Sloped



Type	a mm	Order-no.
RT 6 45°	1,2	T005 44 606 99

Type	a mm	Order-no.
RT 6MS 45°	1,2	T005 44 620 99

* none wettable

MS tips: separate grounded


Conical



Type	Ø a mm	Order-no.
RT 1	0,2	T005 44 601 99
RT 1NW*	0,1	T005 44 625 99
RT 2	0,8	T005 44 602 99

Type	Ø a mm	Order-no.
RT 1MS	0,2	T005 44 614 99
RT 1NWMS*	0,1	T005 44 625 71
RT 2MS	0,8	T005 44 617 99
RT 12MS 25°	0,5	T005 44 632 99
RT 13MS 30°	0,4	T005 44 633 99

Gull Wing



Type	Ø a mm	b mm	Order-no.
RT 10GW	1,2	2,0	T005 44 610 99

Type	Ø a mm	b mm	Order-no.
RT 10GWMS	1,2	2,0	T005 44 624 99

Knife



Type	Ø a mm	Order-no.
RT 7 45°	2,2	T005 44 607 99

Type	Ø a mm	Order-no.
RT 7MS 45°	2,2	T005 44 621 99

Measuring tip

Type	Order-no.
Measuring tip	T005 44 613 99

MS tips: separate grounded

* none wettable

WXMT / WMRT

Slim tweezers. Ideal for soldering and desoldering of very small SMD components.


2 x 40 W, 12 V



RTW = tweezers

- Excellent heat transfer and sensors
- Solder tips can be changed quickly and easily
- Excellent reaction time
- Extremely short heating time


Chisel



RTW	Ø a mm	b mm	Order-no.
RTW 2 45°	0,7	0,4	T005 44 652 99
RTW 3 45°	3,0	1,0	T005 44 653 99
RTW 4 45°	6,0	1,0	T005 44 654 99
RTW 9	3,0	1,0	T005 44 666 99
RTW 11	6,0	1,0	T005 44 667 99
RTW 10	10,0	1,0	T005 44 668 99
RTW 8	1,3	0,4	T005 44 664 99

Type	Ø a mm	b mm	Order-no.
RTW 2MS45°	0,7	0,4	T005 44 657 99
RTW 3MS 45°	3,0	1,0	T005 44 658 99
RTW 4MS 45°	6,0	1,0	T005 44 659 99
RTW 9MS	3,0	1,0	T005 44 669 99
RTW 11MS	6,0	1,0	T005 44 670 99
RTW 10MS	10,0	1,0	T005 44 671 99
RTW 8MS	1,3	0,4	T005 44 665 99
RTW 7NWMS*	0,8	0,4	T005 44 663 71

Conical



Type	Ø a mm	Order-no.
RTW 1 45°	0,4	T005 44 651 99
RTW 6NW* 45°	0,2	T005 44 656 99

Type	Ø a mm	Order-no.
RTW 1MS 45°	0,4	T005 44 655 99
RTW 6NWMS* 45°	0,2	T005 44 656 71

MS tips: separate grounded

* none wettable

WXP 65 / WP 65

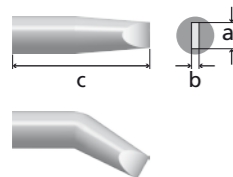
Small fast soldering iron. Suitable for fine solder jobs with high heating demand.

65 W, 24 V



- Interchangeable soldering tips at low prices
- Maximum heat transfer
- Heater with improved sensor position
- Fast recovery time

Chisel



XNT	Ø a mm	b mm	c mm	Order-no.
XNT 15C	0,3	0,1	27,0	T005 44 881 99 T005 44 881 10
XNT 15C	0,4	0,15	27,0	T005 44 862 99 T005 44 862 10
XNT H	0,8	0,4	28,0	T005 44 859 99 T005 44 859 10
XNT K	1,2	0,4	28,0	T005 44 860 99 T005 44 860 10
XNT A	1,6	0,4	28,0	T005 44 851 99 T005 44 851 10
XNT 6	1,6	0,4	29,5	T005 44 856 99 T005 44 856 10
XNT B	2,4	0,8	27,0	T005 44 857 99 T005 44 857 10

Sloped



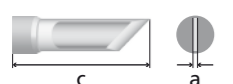
Type	a mm	Order-no.
XNT 4	1,2	T005 44 855 99 T005 44 855 10
XNT AA 45°	1,6	T005 44 884 99 T005 44 884 10
XNT BB 45°	2,4	T005 44 885 99 T005 44 885 10

Conical



Typ	Ø a mm	c mm	Order-no.
XNT 1	0,5	27,0	T005 44 850 99 T005 44 850 10

Knife



Type	Ø a mm	c mm	Order-no.
XNT KN	2,0	33,0	T005 44 863 99 T005 44 863 10

* none wetttable

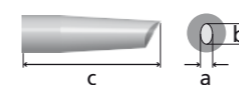
Type	Ø a mm	b mm	c mm	Order-no.
XNT C	3,2	0,8	27,0	T005 44 858 99 T005 44 858 10
XNT D	4,0	0,8	28,0	T005 44 853 99 T005 44 853 10
XNT HX 45°	0,8	0,4	36,5	T005 44 873 99 T005 44 873 10
XNT 4X 45°	1,2	0,4	34,6	T005 44 874 99 T005 44 874 10
XNT AX	1,6	0,8	28,0	T005 44 864 99 T005 44 864 10
XNT BX	2,4	0,8	36,5	T005 44 882 99 T005 44 882 10
XNT MX	3,2	0,8	37,5	T005 44 883 99 T005 44 883 10

Type	a mm	Order-no.
XNT CC 45°	3,2	T005 44 886 99 T005 44 886 10
XNT F 45°	1,2	T005 44 887 99 T005 44 887 10

Typ	Ø a mm	c mm	Order-no.
XNT S	0,4	37,5	T005 44 868 99 T005 44 868 10

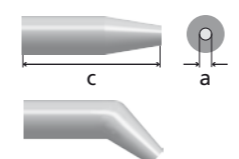
- T005XXXXX99 = 1 Piece
- T005XXXXX10 = 10 Pieces
- T005XXXXX11 = 100 Pieces

Gull Wing



XNT	b mm	c mm	Order-no.
XNT GW 1	2,0	33,0	T005 44 854 99 T005 44 854 10
XNT GW	1,5	27,5	T005 44 880 99 T005 44 880 10

Round



Type	Ø a mm	c mm	Order-no.
XNT 15	0,2	28,5	T005 44 852 99 T005 44 852 10
XNT 1LX	0,2		T005 44 872 99 T005 44 872 10

SMT

Type	Ø a mm	b mm	c mm	Order-no.
XNT SMT 01	10,4	0,6	7,1	T005 44 876 99
XNT SMT 02	16,8	0,6	7,1	T005 44 877 99

Highspeed



Type	Ø a mm	b mm	c mm	Order-no.
XNT 1HS	0,5		27,0	T005 44 888 99 T005 44 888 10
XNT 15HS	0,2		28,5	T005 44 889 99 T005 44 889 10
XNT 4HS	1,2			T005 44 890 99 T005 44 890 99
XNT 6HS	1,6	0,4	29,5	T005 44 891 99 T005 44 891 10
XNT HHS	0,8	0,4	28,0	T005 44 892 99 T005 44 892 10
XNT KHS	1,2	0,4	28,0	T005 44 893 99 T005 44 893 10
XNT AXHS	1,6	0,8	28,0	T005 44 894 99 T005 44 894 10
XNT 1XHS	0,4		28,0	T005 44 895 99 T005 44 895 10

Accessories

Type	Ø a mm	c mm	Order-no.
Measuring tip	0,6	31,3	T005 44 861 99
XNT Screw M4		26,0	T005 44 879 99

Type	Ø a mm	c mm	Order-no.
XNT 1X	0,4	28,0	T005 44 865 99 T005 44 865 10
XNT 15LX 45°	0,4	39,5	T005 44 875 99 T005 44 875 10

Type	Ø a mm	b mm	c mm	Order-no.
XNT SMT 03	20,8	0,6	7,1	T005 44 878 99

Type	Ø a mm	b mm	c mm	Order-no.
XNT SHS	0,4			T005 44 896 99 T005 44 896 10
XNT ASHS	1,6			T005 44 897 99 T005 44 897 10
XNT 1LHS	0,2			T005 44 898 99 T005 44 898 10
XNT 1LXHS	0,2			T005 44 8 99 99 T005 44 8 99 10
XNT HXHS 30°	0,8	0,4	36,5	T005 44 900 99 T005 44 900 10
XNT 4XHS 45°	1,2	0,4	34,6	T005 44 901 99 T005 44 901 10
XNT 15LXHS 45°	0,4		39,5	T005 44 902 99 T005 44 902 10
XNT F HS45°	1,2			T005 44 903 99 T005 44 903 10

Type	Order-no.
Barrel	T005 87 657 58
Barrel for bent	T005 87 657 67

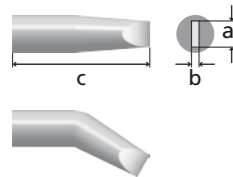
WSP 80 / WP 80

Approved heating technology with effective heat transfer.
For all purpose industrial applications. A wide range of soldering tips are available.



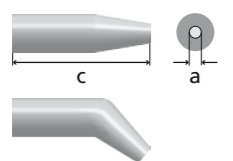
- For universal applications
- Effective heat transfer
- Extensive range of soldering tips
- High quality heater core
- Soldering tip with low material use and therefore lower cost

Chisel



LT	Ø a mm	b mm	c mm	Order-no.
LT 1SC	0,4	0,15	15,0	T005 44 494 99 T005 44 494 10
LT 1SCNW*	0,3	0,1	15,0	T005 44 497 99
LT A	1,6	0,7	12,5	T005 44 440 99 T005 44 440 10 T005 44 403 11
LT ASL	1,6	0,45	12,5	T005 44 516 99 T005 44 516 11
LT B	2,4	0,8	12,5	T005 44 405 99 T005 44 405 10 T005 44 405 11
LT BSL	2,4	0,45	12,5	T005 44 517 99 T005 44 517 11
LT H	0,8	0,4	12,5	T005 44 437 99 T005 44 437 10 T005 44 412 11
LT HSL	0,8	0,4	12,5	T005 44 518 99 T005 44 518 11
LT C	3,2	0,8	12,5	T005 44 407 99 T005 44 407 10 T005 44 407 11
LT D	4,6	0,8	12,5	T005 44 409 99 T005 44 409 10 T005 44 409 11

Round

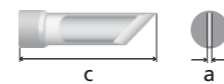


Type	Ø a mm	c mm	Order-no.
LT 1S	0,2	15,0	T005 44 436 99 T005 44 402 10
LT 1SNW*	0,1	15,0	T005 44 496 99
LT 1SA	0,5	15,0	T005 44 488 99
LT 1	0,25	13,0	T005 44 435 99 T005 44 435 10 T005 44 401 11
LT 1LNW*	0,1	25,4	T005 44 498 99

Type	Ø a mm	b mm	c mm	Order-no.
LT DLL	4,6	1,2	12,5	T005 44 448 99 T005 44 448 10
LT K	1,2	0,4	20,0	T005 44 438 99 T005 44 438 10 T005 44 413 11
LT L	2,0	1,0	20,0	T005 44 414 99 T005 44 414 10 T005 44 414 11
LT M	3,2	1,2	20,0	T005 44 415 99 T005 44 415 10 T005 44 415 11
LT HX 30°	0,8	0,4	17,5	T005 44 420 99 T005 44 420 11
LT ALX 30°	1,6	0,7	17,5	T005 44 443 99 T005 44 443 10
LT BX 30°	2,4	0,8	17,5	T005 44 442 99 T005 44 442 10
LT AX 30°	1,6	0,8	14,1	T005 44 427 99 T005 44 427 10
LT 4X 30°	1,2	0,4	17,2	T005 44 428 99 T005 44 428 10
LT MX 30°	3,2	1,2	20,0	T005 44 469 99

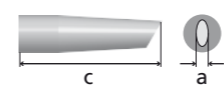
Type	Ø a mm	c mm	Order-no.
LT 1A	0,5	13,0	T005 44 489 99 T005 44 489 10 T005 44 489 11
LT AS	1,6	12,5	T005 44 404 99 T005 44 404 10 T005 44 404 11
LT CS	3,2	12,5	T005 44 411 99 T005 44 411 10
LT 1SLX 30°	0,4	22,0	T005 44 426 99 T005 44 426 10
LT 1X 30°	0,4	13,0	T005 44 425 99 T005 44 425 10

Knife



Type	Ø a mm	c mm	Order-no.
LT KN	2,0	16,5	T005 44 479 99 T005 44 479 10
LT KN5L 45°	2,0	16,5	T005 44 519 99

Sloped




Type	a mm	c mm	Order-no.
LT 4 45°	1,2	15,0	T005 44 439 99 T005 44 439 10 T005 44 421 11
LT F 45°	1,2	12,5	T005 44 408 99 T005 44 408 10 T005 44 408 11
LT AA 60°	1,6	12,5	T005 44 487 99 T005 44 487 10
LT BB 60°	2,4	17,0	T005 44 444 99 T005 44 444 10
LT BB 45°	2,4	17,0	T005 44 484 99
LT CC 60°	3,2	17,0	T005 44 445 99 T005 44 445 10
LT CC 45°	3,2	17,0	T005 44 485 99

Conical



Type	Ø a mm	c mm	Order-no.
LT 1L	0,2	25,4	T005 44 423 99 T005 44 423 10 T005 44 423 11
LT 1LNW*	0,1	25,4	T005 44 498 99
LT S	0,4	21,0	T005 44 406 99 T005 44 406 10 T005 44 406 11

Gull Wing



Type	Ø a mm	b mm	c mm	Order-no.
LT GW1	2,3	3,2	17,8	T005 44 410 99 T005 44 410 10 T005 44 410 11
LT GW2	3,5	4,8	17,8	T005 44 511 99 T005 44 511 10

Type	a mm	c mm	Order-no.
LT DD 45°	4,0	20,0	T005 44 478 99 T005 44 478 10
LT DD 45°	4,6	17,0	T005 44 486 99 T005 44 486 10 T005 44 486 11
LT 11CP 45°	1,2	15,0	T005 44 421 71
LT 22CP 45°	2,0	20,0	T005 44 408 73
LT 33CP 45°	3,0	20,0	T005 44 408 77
LT 44CP 45°	4,0	20,0	T005 44 408 81

Type	Ø a mm	c mm	Order-no.
LT T	0,6	13,0	T005 44 482 99 T005 44 482 10 T005 44 482 11
LT O	0,8	17,0	T005 44 481 99 T005 44 515 10
LT 1LX 35°	0,2	25,4	T005 44 424 99 T005 44 424 10 T005 44 424 11

- T005XXXXX99 = 1 Piece
- T005XXXXX10 = 10 Pieces
- T005XXXXX11 = 100 Pieces

* none wettable

High Speed

HS

LT	Ø a mm	b mm	c mm	Order-no.
LT 1HS	0,25		13,0	T005 44 520 99 T005 44 520 10 T005 44 520 11
LT 1SHS	0,2		15,0	T005 44 521 99 T005 44 521 10 T005 44 521 11
LT ASHS	1,6		12,5	T005 44 522 99 T005 44 522 10 T005 44 522 11
LT SHS	0,4		21,0	T005 44 523 99 T005 44 523 10 T005 44 523 11
LT FHS 45°	1,2		12,5	T005 44 524 99 T005 44 524 10 T005 44 524 11
LT KHS	1,2	0,4	20,0	T005 44 525 99 T005 44 525 10 T005 44 525 11
LT HXHS 30°	0,8	0,4	17,5	T005 44 526 99 T005 44 526 10 T005 44 526 11
LT 4HS 45°	1,2		15,0	T005 44 527 99 T005 44 527 10 T005 44 527 11
LT 1LHS	0,2		25,4	T005 44 528 99 T005 44 528 10 T005 44 528 11
LT 1LXHS 35°	0,2		25,4	T005 44 529 99 T005 44 529 10 T005 44 529 11
LT 1XHS 30°	0,4	13,0		T005 44 530 99 T005 44 530 10

Type	Ø a mm	b mm	c mm	Order-no.
LT 1SLXHS 30°	0,4		22,0	T005 44 531 99 T005 44 531 10
LT AXHS 30°	1,6	0,8	14,1	T005 44 532 99 T005 44 532 10
LT 4XHS 30°	1,2	0,4	17,2	T005 44 533 99 T005 44 533 10
LT OHS	0,8		17,0	T005 44 534 99 T005 44 534 10
LT THS	0,6		13,0	T005 44 535 99 T005 44 535 11
LT 1SAHS	0,5		15,0	T005 44 536 99
LT 1AHS	0,5		14,0	T005 44 537 99 T005 44 537 10 T005 44 537 11
LT OHS	1,4		17,0	T005 44 538 99
LT ASLHS	1,6	0,45	12,5	T005 44 539 99 T005 44 539 11
LT HSLHS	0,8	0,4	12,5	T005 44 540 99 T005 44 540 11

Type	a mm	c mm	Order-no.
Measuring tip MLR 80/ WSP 80	0,5	13,0	T005 44 416 99
Screw M4 external thread	8,0		T005 44 449 99
ET-LT Adapter			T005 87 207 81

- T005XXXXX99 = 1 Piece
- T005XXXXX10 = 10 Pieces
- T005XXXXX11 = 100 Pieces

* none wettable

WXP 120 / WP 120

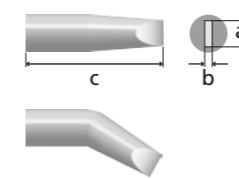
All-rounder with 120 watts. For soldering applications from small to large components with higher heat demand.

120 W, 24 V



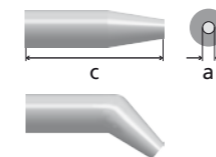
- Interchangeable soldering tips at low prices
- Maximum heat transfer
- Heater with improved sensor position
- Fast reaction time

Chisel




XT	Ø a mm	b mm	c mm	Order-no.
XT H	0,8	0,4	36,5	T005 44 713 99 T005 44 713 10
XT A	1,6	0,7	36,5	T005 44 703 99 T005 44 703 10
XT AL	1,6	1,0	39,5	T005 44 701 99 T005 44 701 10
XT ASL	1,6	0,45	36,5	T005 44 740 99 T005 44 740 10
XT M	3,2	1,2	39,5	T005 44 702 99 T005 44 702 10
XT B	2,4	0,8	36,0	T005 44 704 99 T005 44 704 10
XT BSL	2,4	0,45	36,0	T005 44 741 99 T005 44 741 10
XT B SL	2,5	0,8	36,3	T005 44 738 99 T005 44 738 10
XT C	3,2	0,8	36,0	T005 44 705 99 T005 44 705 10

Round



Type	Ø a mm	c mm	Order-no.
XT BS	2,4	36,5	T005 44 715 99 T005 44 715 10
XT CS	3,2	36,5	T005 44 716 99 T005 44 716 10

Sloped



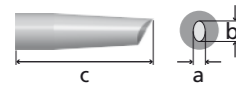
Type	a mm	c mm	Order-no.
XT F 30°	1,2	36,5	T005 44 718 99 T005 44 718 10
XT AA 60°	1,6	36,5	T005 44 708 99 T005 44 708 10
XT BB 45°	2,4	36,5	T005 44 709 99 T005 44 709 10

Type	Ø a mm	b mm	c mm	Order-no.
XT D	4,6	0,8	34,5	T005 44 706 99 T005 44 706 10
XT CSL	3,2	0,45	36,0	T005 44 742 99 T005 44 742 10
XT E	5,9	1,2	34,5	T005 44 707 99 T005 44 707 10
XT DL	4,6	0,8	39,5	T005 44 736 99
XT MX	3,2	0,8	53,5	T005 44 745 99 T005 44 745 10
XT HX	0,8	0,4	51,5	T005 44 737 99
XT AX 30°	1,6	0,7	51,5	T005 44 743 99 T005 44 743 10
XT BX 30°	2,4	0,8	51,5	T005 44 744 99 T005 44 744 10

Type	Ø a mm	c mm	Order-no.
XT DS	5,0	34,5	T005 44 717 99 T005 44 717 10

Type	a mm	c mm	Order-no.
XT CC 45°	3,2	36,5	T005 44 710 99 T005 44 710 10
XT DDH 45 45°	4,0	40,5	T005 44 730 99 T005 44 730 10
XT AA 60°	1,6	36,5	T005 44 708 99 T005 44 708 10

Gull Wing

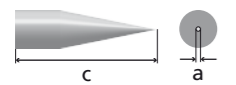


XT		Ø a mm	b mm	c mm	Order-no.
XT GW1		2,3	3,2	36,5	T005 44 712 99 T005 44 712 10
XT GW2		3,5	4,8	36,5	T005 44 735 99

Knife

Type	Ø a mm	c mm	Order-no.
XT KN 60 °	2,0	45,0	T005 44 711 99 T005 44 714 10

Conical



Type	Ø a mm	c mm	Order-no.
XT O	1,0	36,5	T005 44 714 99 T005 44 714 10

Soldering head

Type	a mm	b mm	Order-no.
XT Soldering head + adapter	10,0	4,0	T005 44 731 99
Soldering head	10,0	4,0	T005 44 731 90
XT Soldering head + adapter	20,0	4,0	T005 44 732 99
Soldering head	20,0	4,0	T005 44 732 90
XT Soldering head + adapter	33,0	4,0	T005 44 733 99
Soldering head	33,0	4,0	T005 44 733 90

Accessories

Type	a mm	c mm	Order-no.
Measuring tip	0,5	40,0	T005 44 722 99
XT Adapter M4		36,0	T005 44 719 99
XT Adater M5		36,0	T005 44 720 99

Type	Ø a mm	b mm	c mm	Order-no.
XT GW3	0,8	0,9	41,5	T005 44 711 99 T005 44 711 10

Type	Order-no.
Barrel	WXP 120 WP 120 T005 87 657 11 T005 87 637 09
Barrel for bent	WXP 120 WP 120 T005 87 657 66 T005 87 658 02

- T005XXXXX99 = 1 Piece
- T005XXXXX10 = 10 Pieces
- T005XXXXX11 = 100 Pieces

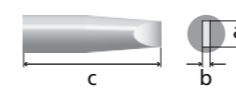
WXP 200 / WP 200

High Power soldering iron. Ideal for applications with highest heat demand e.g. LED backpanels or RF shieldings.
200 W, 24 V



- Interchangeable soldering tips at low prices
- Maximum heat transfer
- Heater with improved sensor position
- Fast reaction time

Chisel



XHT		Ø a mm	b mm	c mm	Order-no.
XHT C		3,2	1,2	48,0	T005 44 804 99
XHT D		5,0	1,2	48,0	T005 44 801 99

Type	Ø a mm	b mm	c mm	Order-no.
XHT E	7,6	1,5	48,0	T005 44 802 99
XHT F	9,3	2,0	48,0	T005 44 805 99

Accessories

Type	a mm	b mm	c mm	Order-no.
Measuring tip	1,25	6,0	55,0	T005 44 803 99
Barrel				T005 87 637 25

Further soldering tip dimensions on request.

How to extend the life time of your Weller soldering tips.

The soldering tip is the critical component in the soldering process which must transfer heat effectively and reliably to the solder point.

Unprofessional care can therefore result in soldering problems. Weller products and tips should be used at all times to prevent this.

Weller soldering irons and safety rests enable you to use these devices in standby mode to protect the soldering tip and save energy.



Weller WSW soldering wire protects the soldering tip



Excellent melting properties for copper and nickel. Very fast, homogeneous wetting, even on difficult surfaces. Reduced Fe leaching. Soldering tip life times can be extended by up to 30% by the microalloy. Good wetting properties of the soldering tip in low temperatures. Better flow properties and low flux splatter.

Always wet the soldering tip – even after using it with Weller WSW.

To guarantee maximum flexibility with soldering wire, Weller can supply a range of alloys and fluxes as well as various wire diameters.

Alloys

- SAC alloy – tin / silver / copper
- SC alloy – tin / copper

Flux

- Mildly activated flux (NoClean) M1
- Halogen-free flux L0

Diameters

- 0,5 mm, 0,8 mm, 1,0 mm, 1,2 mm, 1,6 mm

Type	WSW SAC M1	WSW SAC L0	WSW SC L0	WSW SC M1
Alloy	Sn3.0Ag0.5Cu	Sn3.0Ag0.5Cu	Sn0.7Cu	Sn0.7Cu
Temperature	217-221°C	217-221°C	227°C	227°C
Flux J-STD 004	M1	L0	L0	M1
Flux content	3.5%	3.5%	3.5%	3.5%
Weight	500 gr	500 gr	500 gr	500 gr
Diameter	Order-no.	Order-no.	Order-no.	Order-no.
0,3 mm	T005 13 865 99	T005 13 872 99		
0,5 mm	T005 13 864 99	T005 13 870 99	T005 13 880 99	T005 13 876 99
0,8 mm	T005 13 863 99	T005 13 869 99	T005 13 879 99	T005 13 875 99
1,0 mm	T005 13 862 99	T005 13 868 99	T005 13 878 99	T005 13 874 99
1,2 mm	T005 13 861 99	T005 13 867 99	T005 13 877 99	T005 13 873 99
1,6 mm	T005 13 860 99	T005 13 866 99		

Why dry cleaning?

Weller®

- Excellent cleaning results
- Soldering tip is cleaned but remains wet
- Flux residues are removed
- Prevents oxidation
- Low temperature shock



Weller WDC / WDC 2 dry cleaner



Dry cleaner with brass or steel wool.

Recommended for dry cleaning of soldering tips using the WDC dry cleaner with brass wool. The solder tip is cleaned but remains wetted but flux residues are removed.

YouTube

Find out how to use the WDC dry cleaner correctly on our youtube channel www.youtube.com/wellersoldering



Weller tip activator



Clean the soldering tip whilst it is still hot. Reactivation of oxidised soldering tips with heat.

Order-no.
T005 13 031 99

Preheating plate



Supplies additional heat energy. Protects the soldering process from partial overheating.


WPB 1 polishing bar



Cleans and renews the soldering tip surface. Clean the tip only when it is cold to prevent damage.

Order-no.
TWPB 1

Stainless steel brush



Removes stubborn flux residues.

Order-no.
T005 13 827 99

GERMANY

Weller Tools GmbH
Carl-Benz-Straße 2
74354 Besigheim

Tel: +49 (0)7143 580-0
Fax: +49 (0)7143 580-108

GREAT BRITAIN

Apex Tool Group (UK Operations) Ltd
4th Floor Pennine House
Washington, Tyne & Wear
NE37 1LY

Tel: +44 (0) 191 419 7700
Fax: +44 (0) 191 417 9421

FRANCE

Apex Tool Group S.N.C.
25 Avenue Maurice Chevalier B.P. 46
77832 Ozoir-la-Ferrière Cedex

Tel: +33 (0) 1.64.43.22.00
Fax: +33 (0) 1.64.43.21.62

ITALY

Apex Tool S.r.l.
Viale Europa 80
20090 Cusago (MI)

Tel: +39 (02)9033101
Fax: +39 (02)90394231

SWITZERLAND

Apex Tool Switzerland Sàrl
Rue de la Roselière 12
1400 Yverdon-les-Bains

Tel: +41 (0) 24 426 12 06
Fax: +41 (0) 24 425 09 77

CHINA

Apex Tool Group
A-8 building
No. 38 Dongsheng Road
Heqing Industrial Park, Pudong
Shanghai PRC 201201

Tel: +86 (21)60880288
Fax: +86 (21)60880289

USA

Apex Tool Group, LLC
14600 York Rd. Suite A
Sparks, MD 21152

Tel: +1 (800)688-8949
Fax: +1 (800)234-0472

CANADA

Apex Tools – Canada
164 Innisfil Street
Barrie Ontario
Canada L4N 3E7

Tel: +1 (905) 455 5200

AUSTRALIA

Apex Tools
P.O. Box 366
519 Nurigong Street
Albury, N.S.W. 2640
Australia

Tel: +61 (2)6058-0300
Fax: +61 (2)6021-7403

SOUTH EAST ASIA

Apex Power Tools India Pvt Ltd
Gala No. 1, Plot No. 5
S.No. 234, 235 & 245
India land Global Industrial Park.
(Next to Tata Johnson Control)
Taluka- Mulsi , Phase -I
Hinjawadi Pune (411057)
Maharashtra, India

toolsindia@apextoolgroup.com

Weller®