



MASTER INSTRUMENT CORPORATION

MODEL NO. : MLL-30631

PAGE: 1/3

nFeatures:

- I HIGH EFFICIENCY, LOWPOWER CONSUMPTION LED.
- I PEAK WAVELENGTH IS 570nm
- I 35 DEGREE VIEW ANGLE

nApplications:

- I DIRECT LIGHT ONLY

Dics Material	Light Color	Lens Color
Gap	Green	Green Diffused

Absolute Ratings

(Ta=25°C)

Item	Symbol	Maximum	Unit
Power Dissipation	P _D	80	mW
Continuous Forward Current	I _F	20	mA
Peak Forward Current (1/10 Duty Cycle 0.1ms Pulse Width)	I _{FP}	100	mA
Reverse Voltage	V _R	5	V
Derating Linear Form 25°C		0.21	MA/°C
Operating temperature Range	Topr	-25 to +100	°C
Storage Temperature Range	Tstg	-40 to +100	°C

**Condition for IFP is pulse of 1/10 duty and 0.1 msec width.

**Solder temperature 1.6mm from body for 5 seconds at 250°C±5°C

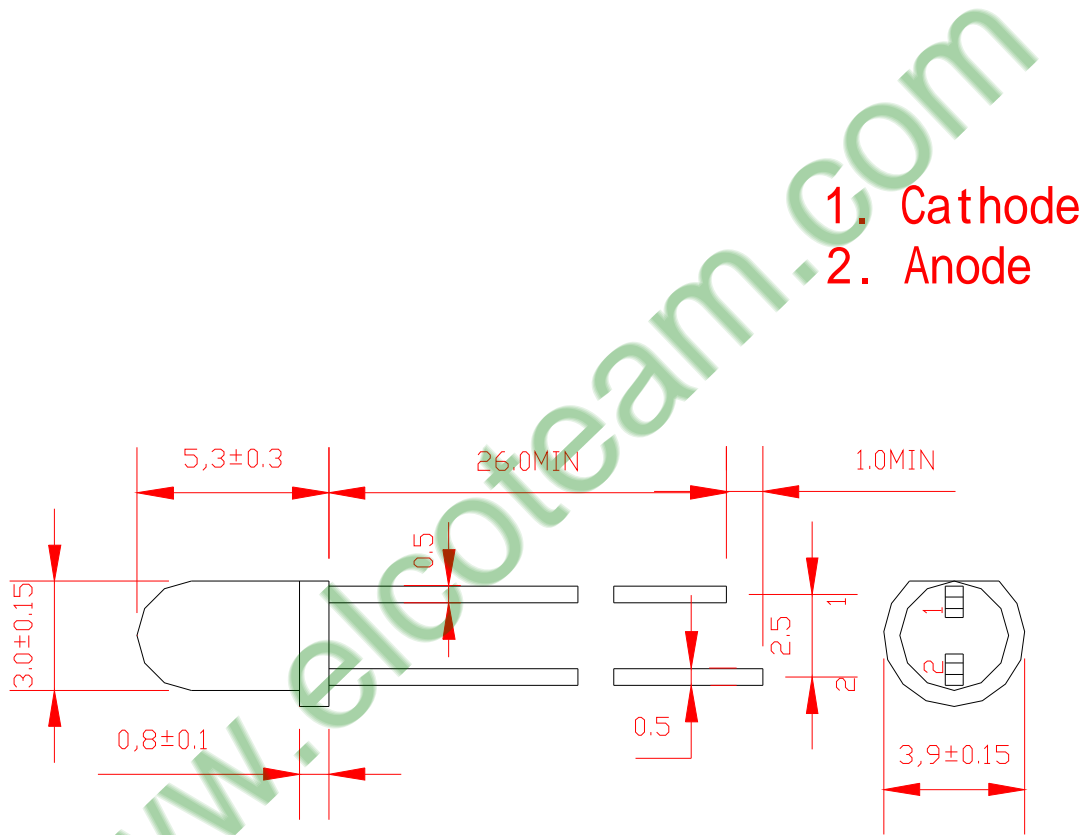
CHARACTERISITIC

(Ta=25°C)

Item	Symbol	Condition	Min.	Typ.	Max.	Unit
Forward Voltage	V _F	IF=20mA		2.30	2.65	V
Reverse Current	I _R	VR=5V		0.1	50	uA
Peak Emission Wavelength	λ _p	IF=20mA		570		nm
Viewing Angle	2θ _{1/2}	IF=20mA		35		Deg
Luminous Intensity	I _v	IF=20mA	10	20		mcd



U Package Dimensions (Unit: mm)





□ Typical Optical-Electrical Characteristic Curves

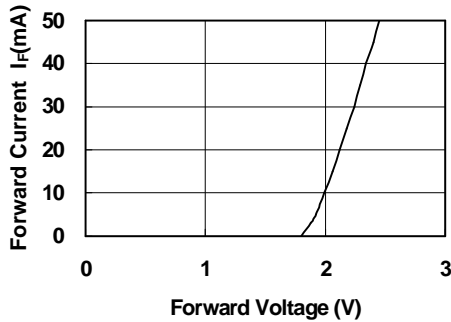


FIG1. FORWARD CURRENT VS. FORWARD VOLTAGE

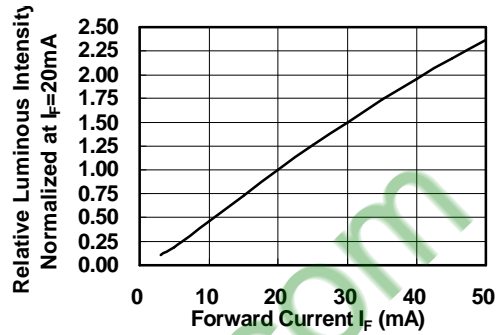


FIG2. RELATIVE LUMINOUS INTENSITY VS. FORWARD CURRENT

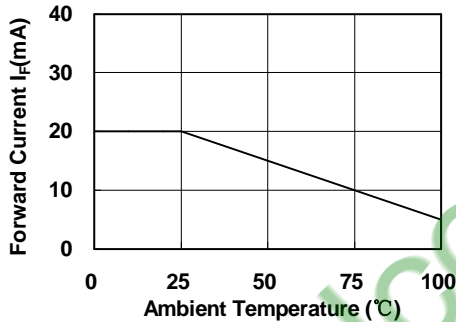


FIG3. FORWARD CURRENT VS. AMBIENT TEMPERATURE

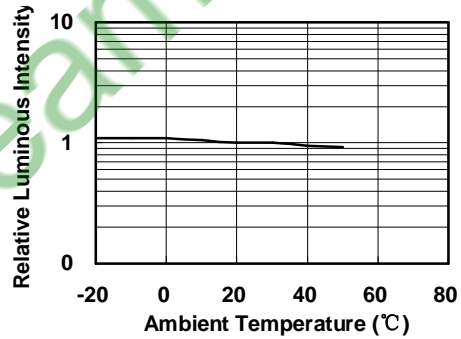
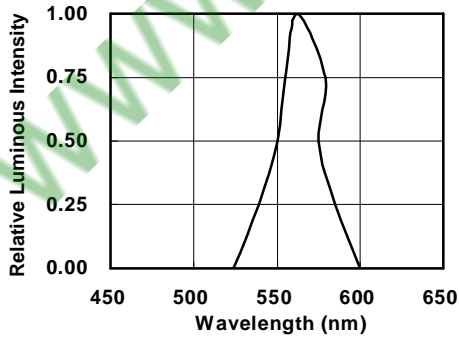


FIG4. LUMINOUS INTENSITY VS. AMBIENT TEMPERATURE



RELATIVE INTENSITY LUMINOUS VS. WAVELENGTH

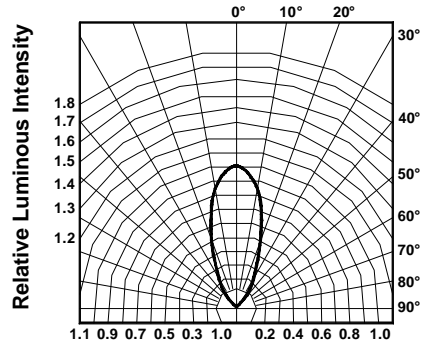


FIG6. SPATIAL DISTRIBUTION