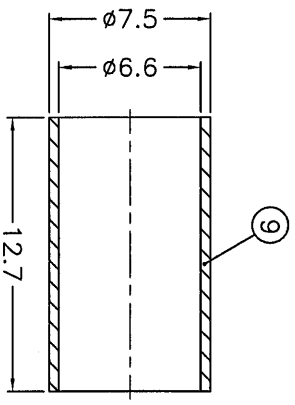
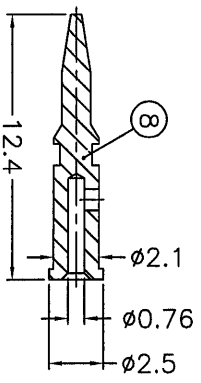
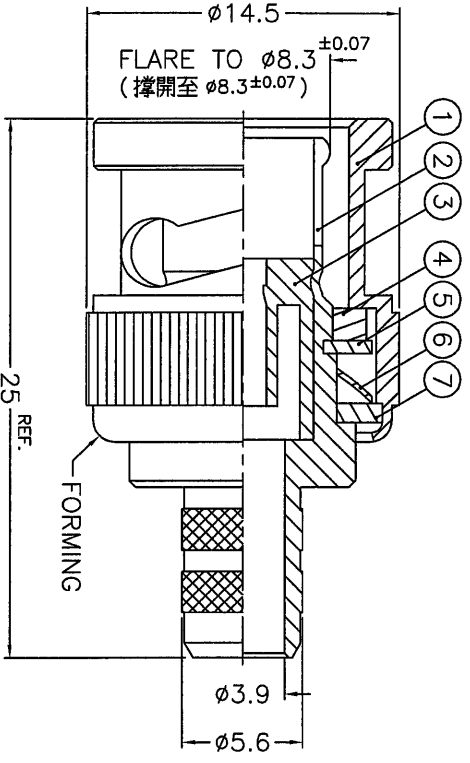
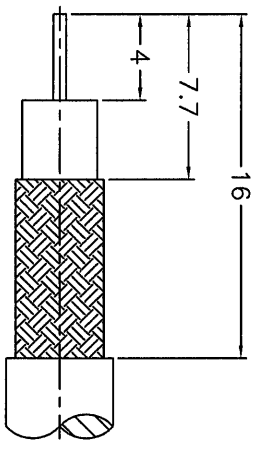


1	2	3	4	5	6	7	8
ISS ZONE		DESCRIPTION PER REQUEST DATE					



NOTES: FINISH (PLATING THICKNESS IN MICRO-INCHES)  
 1. BRASS  
 2. NICKEL P.L. 100 MIN. THICK OVER COPPER P.L. 50 MIN. THICK  
 3. GOLD P.L. 3 MIN. THICK OVER NICKEL P.L. 50 MIN. THICK  
 4. DELRIN

1. CRIMPED FERRULE  
 HEX CRIMP SIZE .255"  
 2. CRIMPED CONTACT PIN  
 HEX CRIMP SIZE .068"

9	FERRULE	NOTE 1	NOTE 2	1	FR-66-75-127
8	CONTACT PIN	NOTE 1	NOTE 3	1	900-1121A1-8 -0.76
7	WASHER	NOTE 1	NOTE 2	1	WS-90-128-08
6	SPRING	SK5	NOTE 2	1	900-1000-6
5	RETAINER RING	NOTE 1	NOTE 2	1	900-1000-5
4	GASKET	RUBBER	RED	1	GS-80-115-15
3	INSULATOR	NOTE 4	NATURAL	1	900-1000-3-75D
2	BODY	NOTE 1	NOTE 2	1	900-1000-2-10
1	SHELL	NOTE 1	NOTE 2	1	900-1000-1

DIMENSIONS ARE IN MILLIMETERS	
UNLESS OTHERWISE SPECIFIED	
TOLERANCES	
0.5-6	= ±0.2
6-30	= ±0.4
30-120	= ±0.6
120-315	= ±1
315-1000	= ±1.6
1000-2000	= ±2.4

PART NO.		30-1515-10	
APPROVED	DATE	01-05-'11	
CHECKED	DATE	01-05-'11	
DRAWN	DATE	01-05-'11	

TITLE		MIS Military Intercornection Systems Toronto - Canada	
DRAWING NO.		BNC CRIMP PLUG (FOR RG-59, 62)	
FILE NO.			

1 2 3 4 5 6 7 8