


Features

- 2 poles, 30A switching capabilities
- PC board or panel mount
- Creepage distance 8mm
- Meet class F construction
- 4KV dielectric
- Dust cover or wash tight type



us: E139468

Ordering information

FRA8 P C - S 2 - DC12V
 1 2 3 4 5 6

1 Relay model	6 Rated voltage
2 Termination: NIL: PCB type; P: Panel mount quick connect	Note: RoHS-I : RoHS compliant relay
3 Contact arrangement: A: 2 Form A; C: 2 Form C	RoHS-I : AgNi contact
4 Construction: C: Dust cover type; S: Wash tight type	RoHS-N: AgSnO ₂ contact
5 2: Quick connect 6.35mm x 0.8mm for coil & contact	

Coil rating

	Rated voltage (V)	Coil resistance $\Omega \pm 10\%$		Must operate voltage	Must dropout voltage	Maximum voltage	Power consumption	Operate time (ms)	Release time (ms)
		50Hz	60Hz						
AC	24	45	35.7	80 Max.	20 Min.	110 Max.	4.0VA	<25	<25
	120	1125	830						
	208	3278	2600						
	220	3800	2870						
	240	4500	3800						
	277	5960	4700						
DC	6	22		75 Max.	10 Min.	110 Max.	1.7W	<25	<25
	12	86							
	24	350							
	48	1390							
	110	7255							

CAUTION: 1. The use of any coil voltage less than the rated coil voltage will compromise the operation of the relay.
 2. Pickup and release voltage are for test purposes only and are not to be used as design criteria.

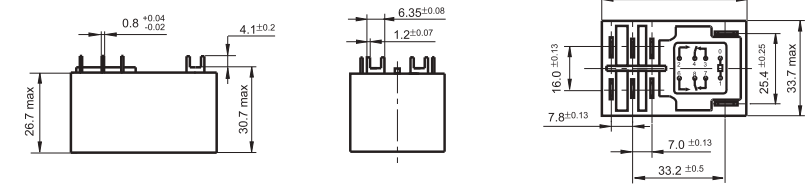
Characteristics

Contact arrangement	DPST (2 Form A); DPDT (2 Form C)
Contact material	Silver alloy
Contact resistance	50m Ω Max. (measure at 1A 24VDC)
Contact rating (resistive)	NO: 30A 277VAC; NC: 3A 277VAC; 1HP 120VAC 2.5HP 240VAC 110LRA / 25.3FLA 240VAC (DC coil)
Switching power	8,310VA Max.
Switching voltage	AC 277V Max.
Insulation resistance	1,000M Ω Min. (500VDC)
Dielectric strength	1,500VAC (50Hz/min) Between open contacts 4,000VAC (50Hz/min) Between coil and contact (Surge voltage: 10KV) 2,000VAC (50Hz/min) Between contact set
Shock resistance	Functional : 98m/s ² Destructive: 980m/s ²
Vibration resistance	1.65mm Double amplitude 10-55Hz
Ambient temperature	Storage: -55°C to +155°C; Operating: -40°C to +65°C(AC) / -40°C to +85°C(DC)
Humidity	85% RH, 40°C
Operation life	Mechanical 5 x 10 ⁶ Electrical 10 ⁵ (at rated load)
Weight	86g Approx.

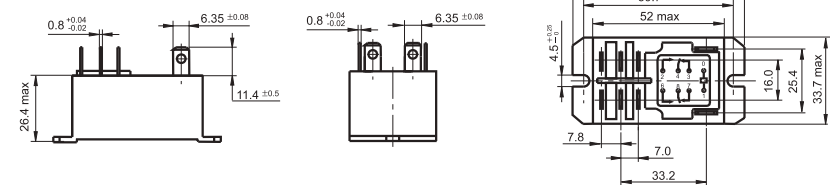
Dimensions

mm

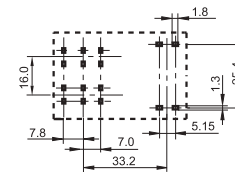
FRA8



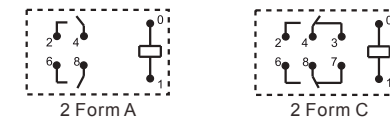
FRA8P



Mounting holes



Wiring diagram (Bottom view)



Reference data

MAX. ALLOWABLE AMBIENT TEMPERATURE

