



SMD PCB terminal block; Push-button; 0.75 mm²; Pin spacing 8 mm; 2-pole; Push-in CAGE CLAMP®; in tape-and-reel packaging

Item No.: 2060-852/998-404



SMD PCB terminal block; Push-button; 0.75 mm²; Pin spacing 8 mm; 2-pole; Push-in CAGE CLAMP®; in tape-and-reel packaging

Marking

RoHS ✓
Compliant

Business data

Supplier	WAGO
Item no.	2060-852/998-404
GTIN / EAN	4055143135092
Content	1
Order amount	750
Customer item number	

Notes

Item description: SMD PCB terminal blocks with Push-in CAGE CLAMP® connection and push-buttons. Height of just 4.5 mm minimizes on-board LED shadowing. Available in tape-and-reel packaging for automated assembly. *Note:* Application note: Suitable for lead-free, reflow-soldering profiles per DIN EN 61760-1 and IEC 60068-2-58 up to max. 260 °C peak temperature. Due to customer-specific variables (e.g., component configuration and orientation, type of soldering machine, solder paste), trial runs are recommended to ensure product and process compatibility under actual manufacturing conditions. *Recommendation:* Recommendation for SMD stencil: Material thickness, 150 µm. Pattern layout identical to solder pad layout.

Technical data

Technical data	
<i>Miscellaneous</i>	
<i>Packaging type</i>	Box
<i>Ratings per</i>	IEC/EN 60664-1
<i>Rated voltage (III / 3) [V]</i>	400 [V]
<i>Rated impulse voltage (III / 3) [kV]</i>	6 [kV]
<i>Rated voltage (III/2) [V]</i>	630 [V]
<i>Rated impulse voltage (III / 2) [kV]</i>	6 [kV]
<i>Rated voltage (II / 2) [V]</i>	1000 [V]
<i>Rated impulse voltage (II / 2) [kV]</i>	6 [kV]
<i>Rated current [A]</i>	9 [A]
<i>Legend (ratings)</i>	(III / 2) Overvoltage category III / Pollution degree 2
<i>No. of poles</i>	2
<i>Total number of connection points</i>	2
<i>Total number of potentials</i>	2
<i>Number of connection types</i>	1
<i>Number of levels</i>	1
<i>Connection technology</i>	Push-in CAGE CLAMP®
<i>Actuation type</i>	Operating lever
<i>Solid conductor</i>	0.2 ... 0.75 mm ² / 24 ... 18 AWG
<i>Fine-stranded conductor</i>	0.2 ... 0.75 mm ² / 24 ... 18 AWG
<i>Fine-stranded conductor with ferrule with plastic collar</i>	0.25 ... 0.34 mm ²
<i>Fine-stranded conductor with ferrule without plastic collar</i>	0.25 ... 0.34 mm ²
<i>Strip length</i>	7 ... 9 mm / 0.28 ... 0.35 Inch
<i>Pin spacing</i>	8 mm (0.314 in)
<i>Width</i>	11.9 mm / 0.469 Inch
<i>Height</i>	4.5 mm / 0.177 Inch
<i>Depth</i>	13.1 mm / 0.516 Inch
<i>Reel diameter of tape-and-reel packaging [mm]</i>	330 [mm]
<i>Tape width [mm]</i>	24 [mm]
<i>PCB contact</i>	SMD
<i>Color</i>	white
<i>Material group</i>	I
<i>Insulating material</i>	Polyphthalamide (PPA GF)
<i>Flammability class per UL94</i>	V0

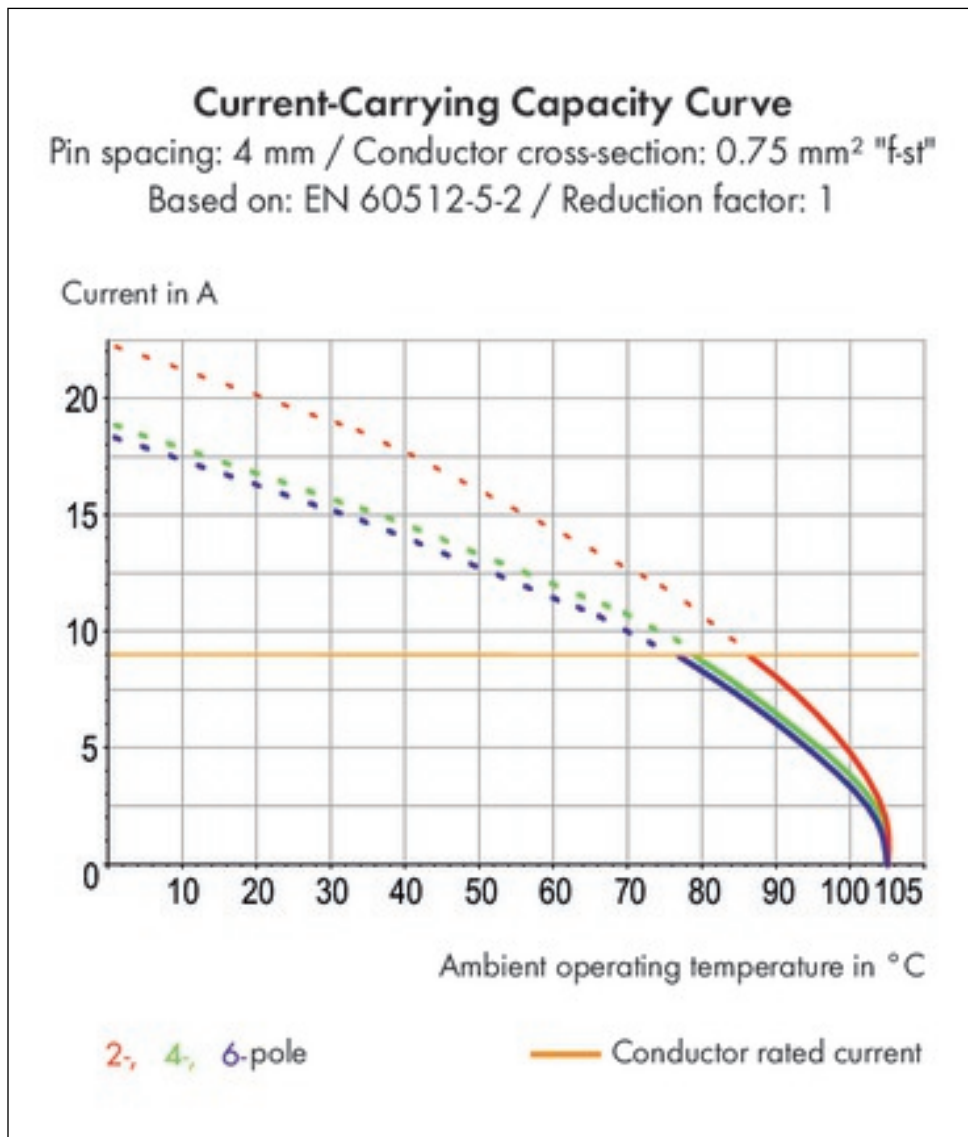
Printview: SMD PCB terminal block; Push-button; 0.75 mm²; Pin spacing 8 mm; 2-pole; Push-in CAGE CLAMP®; in tape-and-reel packaging - Item No.: 2060-852/998-404

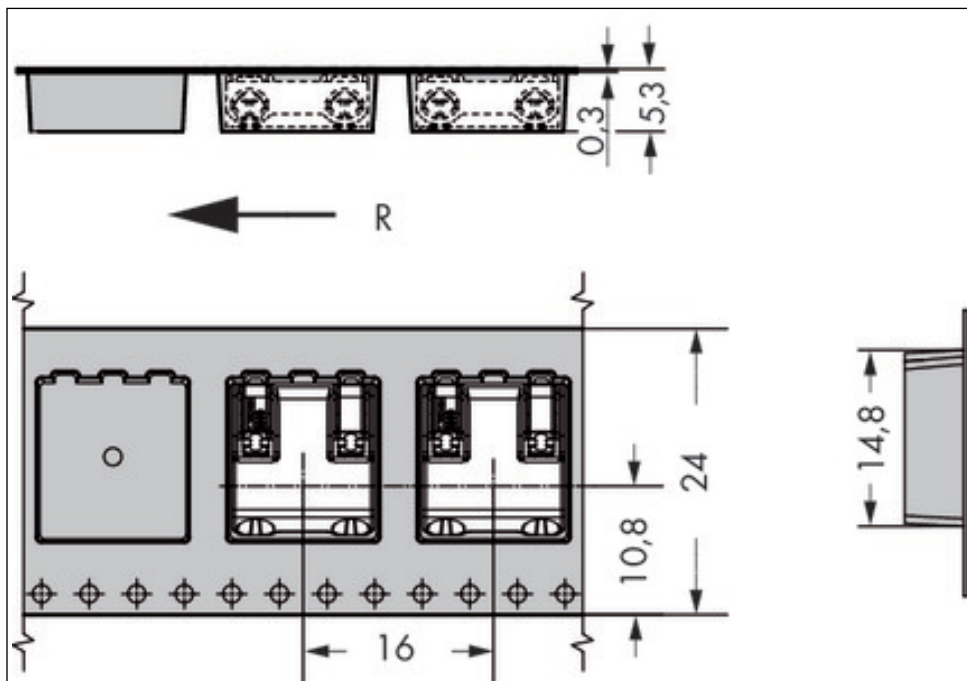
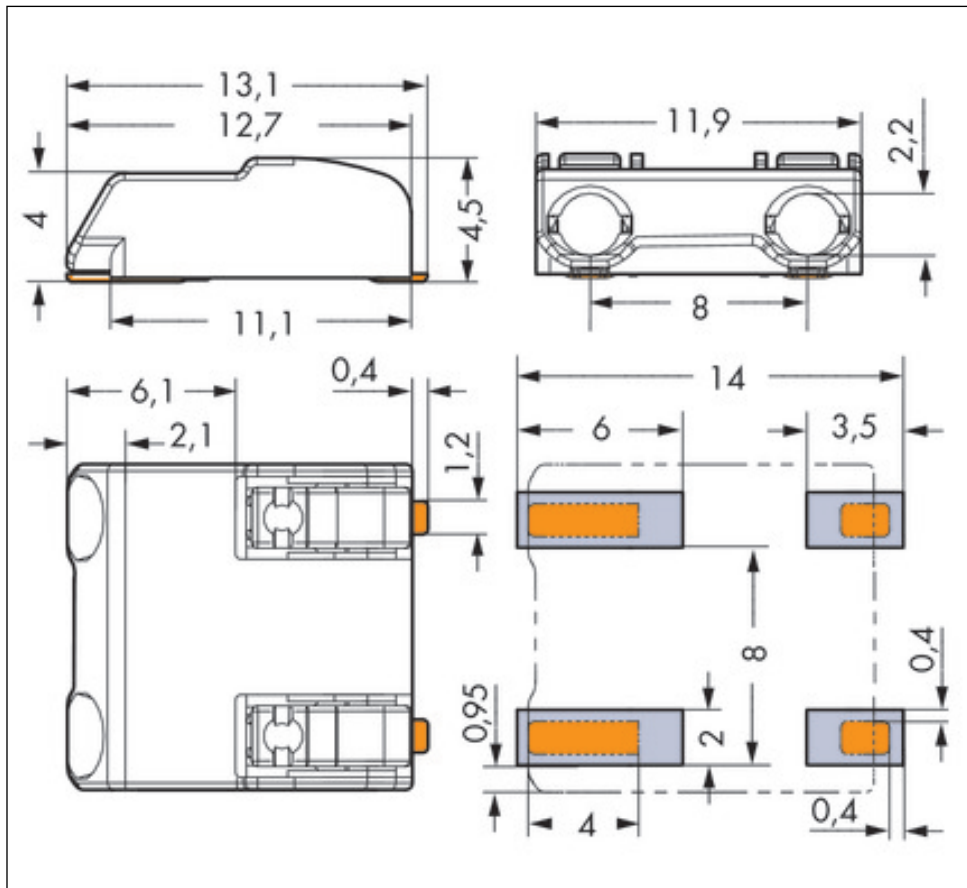
Technical data	
<i>Contact material</i>	<i>Copper alloy</i>
<i>Contact plating</i>	<i>tin-plated</i>
<i>Weight [g]</i>	<i>0.618 [g]</i>
<i>Limit temperature range</i>	<i>-60 ... 105 °C</i>
<i>Pin spacing from [in]</i>	<i>0.314 [in]</i>
<i>Pin spacing from [mm]</i>	<i>8 [mm]</i>
<i>Main product function</i>	<i>PCB terminal block</i>
<i>Product type</i>	<i>PCB terminal blocks</i>

Images & drawings













Address

WAGO Kontakttechnik GmbH & Co. KG

Hansastr. 27

32423 Minden

Telefon: 0571/887-0

Fax: 0571/887-169

<http://www.wago.com>

© WAGO Kontakttechnik GmbH & Co. KG

Technische Änderungen und Irrtümer vorbehalten.