



FAST RECOVER RECTIFIER

BA157 THRU BA159

**VOLTAGE RANGE
CURRENT**

**400 to 1000 Volts
1.0 Ampere**

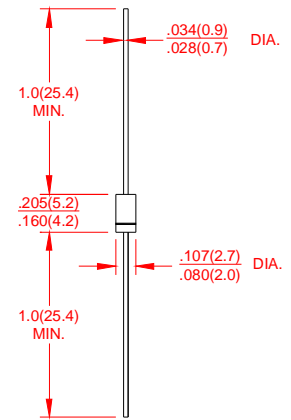
FEATURES

- Low coat construction
- Fast switching for high efficiency.
- Low reverse leakage
- High forward surge current capability
- High temperature soldering guaranteed:
260°C/10 secods/.375”(9.5mm)lead length at 5 lbs(2.3kg) tension

MECHANICAL DATA

- Case: Transfer molded plastic
- Epoxy: UL94V-O rate flame retardant
- Polarity: Color band denotes cathode end
- Lead: Plated axial lead, solderable per MIL-STD-202E method 208C
- Mounting position: Any
- Weight: 0.012 ounce, 0.33 grams

DO-41



Dimensions in inches and (millimeters)

MAXIMUM RATINGS AND ELECTRICAL CHARACTERISTICS

- Ratings at 25°C ambient temperature unless otherwise specified
- Single Phase, half wave, 60Hz, resistive or inductive load
- For capacitive load derate current by 20%

	SYMBOLS	BA157	BA158	BA159	UNITS
Maximum Repetitive Peak Reverse Voltage	V_{RRM}	400	600	1000	Volts
Maximum RMS Voltage	V_{RMS}	280	420	700	Volts
Maximum DC Blocking Voltage	V_{DC}	400	600	1000	Volts
Maximum Average Forward Rectified Current 0.375”(9.5mm) lead length at $T_A=75^\circ\text{C}$	$I_{(AV)}$	1.0			Amp
Peak Forward Surge Current 8.3mS single half sine wave superimposed on rated load (JEDEC method)	I_{FSM}	30			Amps
Maximum Instantaneous Forward Voltage @ 1.0A	V_F	1.3			Volts
Maximum DC Reverse Current at Rated DC Blocking Voltage	$T_A = 25^\circ\text{C}$	5.0			μA
	$T_A = 100^\circ\text{C}$	100			
Maximum Reverse Recovery Time (Note 3) $T_J=25^\circ\text{C}$	t_{rr}	150	250	500	ns
Typical Junction Capacitance (Note 1)	C_J	15			pF
Typical Thermal Resistance (Note 2)	$R_{\theta JA}$	50			$^\circ\text{C}/\text{W}$
Operating Junction Temperature Range	T_J	(-55 to +150)			$^\circ\text{C}$
Storage Temperature Range	T_{STG}	(-55 to +150)			$^\circ\text{C}$

Notes:

- 1.Measured at 1.0MHz and Applied Reverse Voltage of 4.0Volits.
- 2 Thermal Resistance from junction to Ambient at .375”(9.5mm)lead length, P.C.board mounted.
- 3.Reverse Recovery Test Conditions:If=0.5A,Ir=1.0A,Irr=0.25A



FAST RECOVER RECTIFIER

BA157 THRU BA159

VOLTAGE RANGE
CURRENT

400 to 1000 Volts
1.0 Ampere

RATING AND CHARACTERISTIC CURVES BA157 THRU BA159

FIG.1-TYPICAL FORWARD CURRENT DERATING CURVE

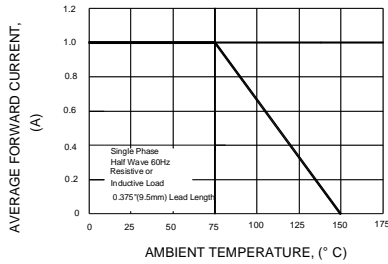


FIG.2-MAXIMUM NON-REPETITIVE PEAK FORWARD SURGE CURRENT

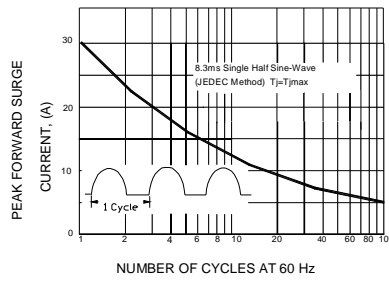


FIG.3-TYPICAL INSTANTANEOUS FORWARD CHARACTERISTICS

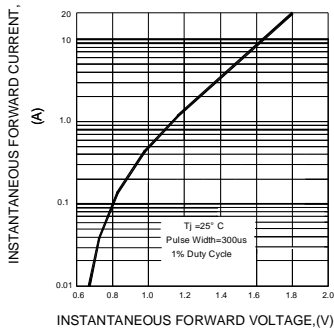


FIG.4-TYPICAL REVERSE CHARACTERISTICS

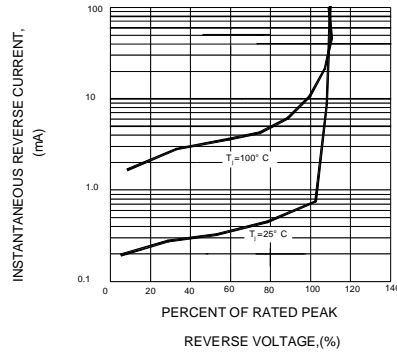


FIG.5-TYPICAL JUNCTION CAPACITANCE

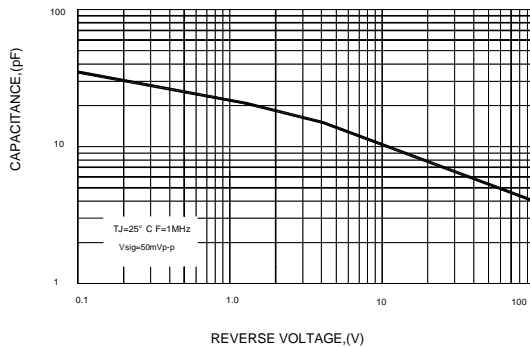


FIG.6-TEST CIRCUIT DIAGRAM AND REVERSE RECOVERY TIME CHARACTERISTIC

