



OPERATING & ASSEMBLY INSTRUCTION

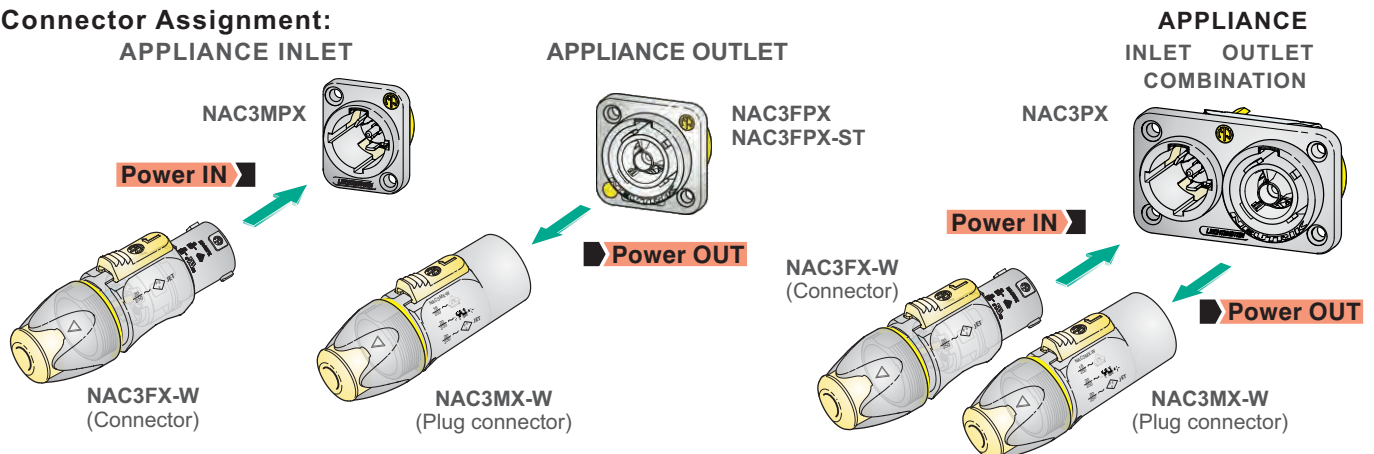
NAC3FX-W | powerCON TRUE1

A. OPERATING INSTRUCTION

Application:

The powerCON TRUE1 system is certified as connector with breaking capacity according IEC 60320, VDE 0625. It is intended for use as appliance couplers and interconnection couplers. It serves to supply power to an appliance and from an appliance to another equipment. To be installed by qualified person only.

Connector Assignment:

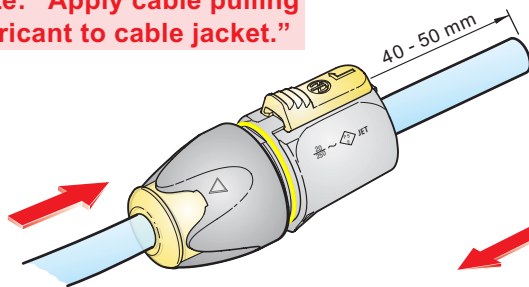


Approval based:	VDE EN 60320-1/EN60320-2-2	UL UL 498 / CSA C22.2 No. 182.3
Rating:	250 V ac / 16 A	250 V ac / 20 A
Cable Type:	H05VV-F3G 1.0 mm ² , Length max. 2 m H05VV-F3G 1.5 - 2.5 mm ² H07RN-F3G 1.5 mm ²	SJTOW, SJOOW 3 x 12 AWG
Strain Relief:	White chuck	White chuck
Cable O.D.:	6.0 - 12.0 mm	6.0 - 12.0 mm

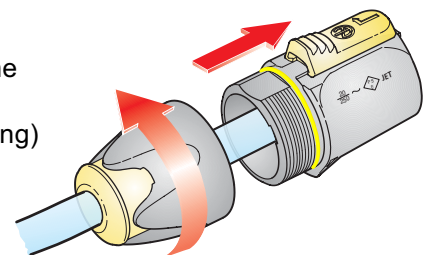
B. ASSEMBLY INSTRUCTION

- A** Insert cable into the bushing and housing.

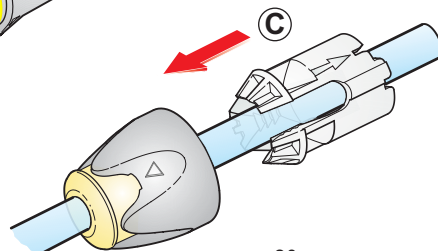
Note: "Apply cable pulling lubricant to cable jacket."



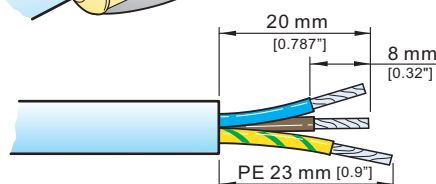
- B** Separate the housing from the bushing (cable remain in bushing)



- C** Place chuck over the cable.

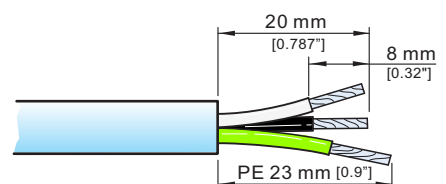


- D** Prepare cable as shown.



VDE (EN 60320-1/EN60320-2-2)

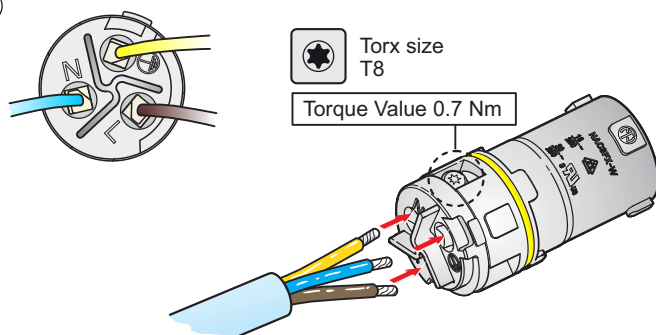
- i Recommendation:**
Wire Pulling Lubricant - LUB-I/0.95 from 3M™



UL (UL 498 / CSA C22.2 No. 182.3)



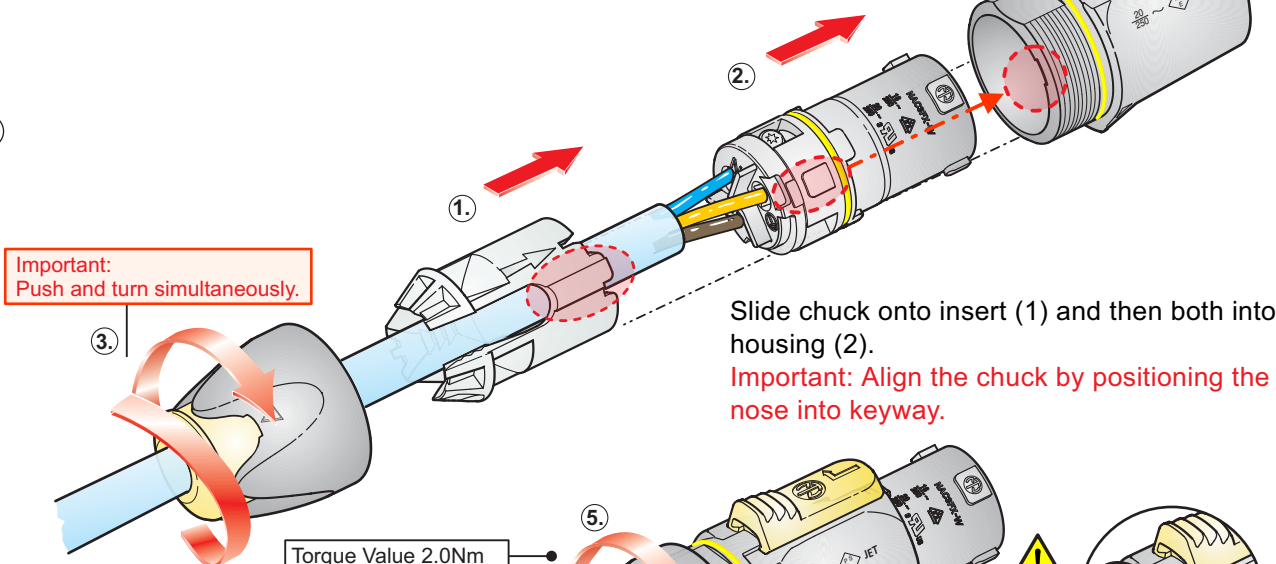
E



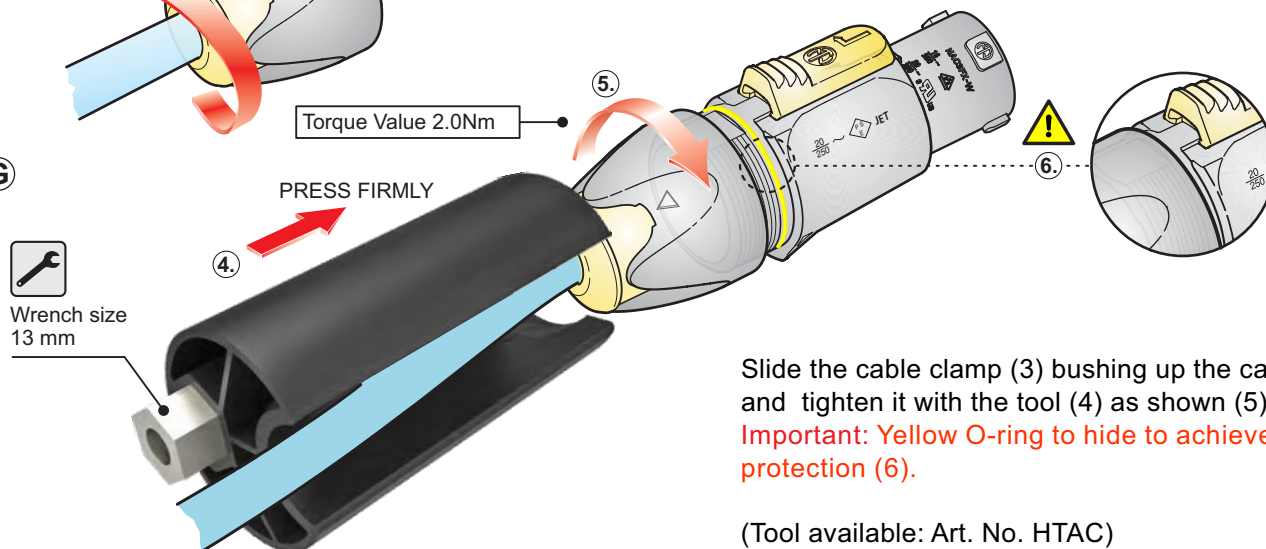
Slide the cable into the contacts and clamp with the screw with Torx size T8.

Wiring	VDE	UL
L ⇒	brown	black
N ⇒	blue	white
⊥ ⇒	green/yellow	green

F

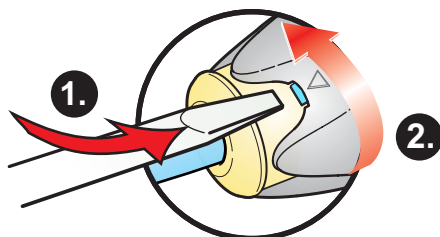


G

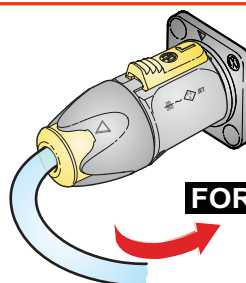


FOR DISASSEMBLY - OPEN TWIST LOCK!

- Press with screw driver to unlock
- Turn bushing 360°.
- Repeat step ①+② until bushing is unscrewed.



CAUTION



To ensure protection category, do not expose the connection to bending forces (e.g. do not attach loads to the cable, no free-dangling cable windings etc.).



SAFETY WARNING

For safety and certification reasons the connector must be replaced in case of any broken parts or serious damage.

NEUTRIK AG LI T: +423/237 24 24 F: +423/232 53 93
 NEUTRIK USA Inc. USA T: +1 704/972 3050 F: +1 704/438 9202
 NEUTRIK (UK) Ltd. UK T: +44 1983/811 441 F: +44 1983/811 439
 NEUTRIK Vertriebs GmbH DE/NL/AT/DK T: +49 8131/280 890 F: +49 8131/280 830

NEUTRIK France FR T: +33 1/4131 6750 F: +33 1/4131 0511
 NEUTRIK Tokyo Ltd. JP T: +81 3/3663 4733 F: +81 3/3663 4796
 NEUTRIK Hong Kong Ltd. HK T: +852/2687 6055 F: +852/2687 6052
 NEUTRIK India Pvt. Ltd. IND T: +91/982 05 43 424 F: +91/22 26163 540

Draft. Nr.: BDA 378 | Update: 09.06.2017 | Data subject to change without prior notice. ©2017 NEUTRIK®. ALL RIGHTS RESERVED. NEUTRIK® and powerCON® is a registered trademark.